

SDI Parts Catalog

- **SDI Sprayers**
- **SDI Booms**
- **SDI Controls**
- **SDI Accessories**



Manufacturer of Quality Power Sprayers
P O Box 3107 • Visalia, CA. 93278
Tel: (559) SDI-5555
Fax: (559) SDI-5591
email: sales@sprayingdevices.com

Introduction

This Parts Catalog is organized to make parts easier to find. Use the Table of Contents below to locate the particular item you need.

Also, each page is identified with a date. When ordering parts, it is helpful if you note the revision date of the page you are ordering from.

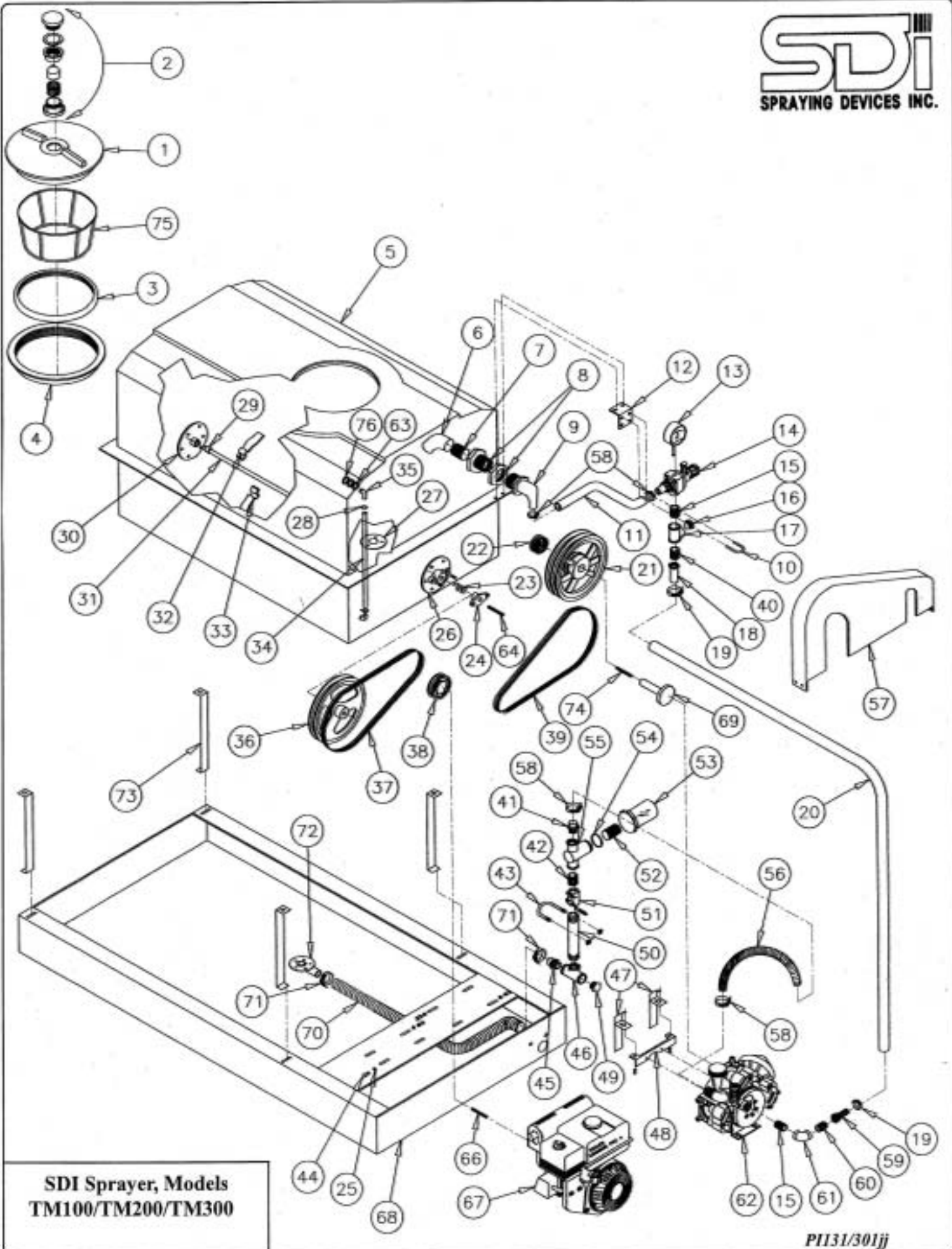
We stock most items in this catalog and can furnish them within 48 hours of your request. Those parts we do not stock are available based on our lead time from our vendor.

For Parts Ordering and/or questions about this catalog, call SDI at (559)SDI-5555 from 7:30 AM to 4:30 PM Pacific Time. For your convenience, you may also fax your parts orders direct to SDI at (559)SDI-5591 or email to sales@sprayingdevices.com.

Note: Minimum order amount is \$25.00. There is a \$10.00 charge for all drop ship orders.

Table of Contents

Sprayers-TM100, TM200, TM300-----	1
Sprayers-VM100/160 and C100/160-20K6M-----	5
Sprayers-C100/C160-9K6M and C100/C160-14K6M -----	8
Sprayer-C100/C160-11K6M -----	11
Booms, Optimum Turf Series -----	14
Boom, Convertible -----	24
Boom, Economy -----	29
Boom, Windbreaker -----	33
Ground Contour Wheel Kits -----	37
Controls -----	41
Pressure Regulating Valve -----	49
Pump Assembly, SDI Diaphragm Pumps -----	51
Walking Booms -----	59
Hose Reels -----	64
Foam Marker -----	68



**SDI Sprayer, Models
 TM100/TM200/TM300**

PI131/301jj

Sprayer Assy, 100/200/300, TNT Series

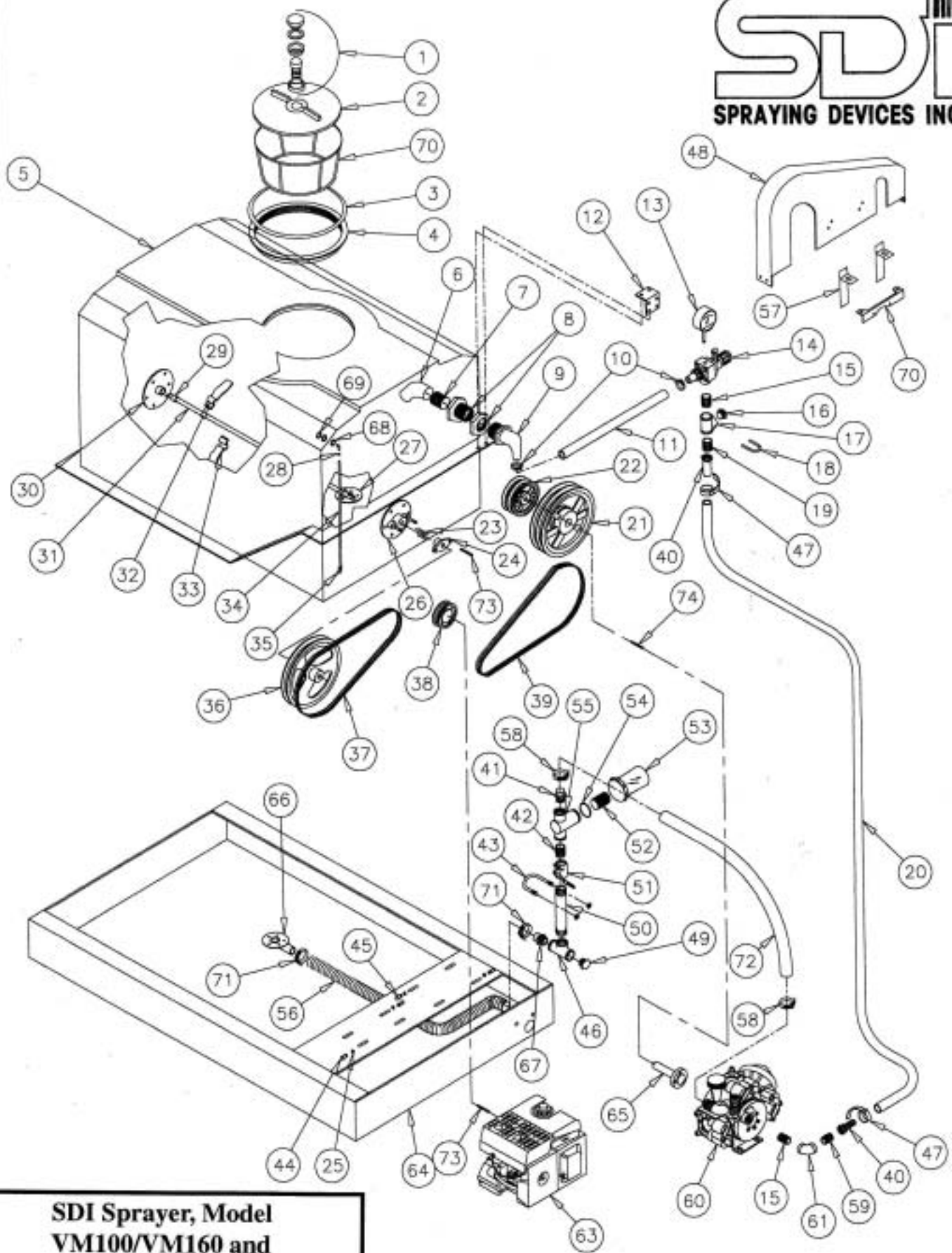
Item Number	Part Number	Description	QTY
	TM100	Sprayer Assembly, 100 Gallon	
	TM200	Sprayer Assembly, 200 Gallon	
	TM300	Sprayer Assembly, 300 Gallon	
1	15-053	Threaded Lid, 16"	1
2	15-056	Check Valve/Vent Assembly	1
3	15-055	Mounting Gasket	1
4	15-054	Threaded Rim, 16"	1
5	15-105SG	Tank, TM100	1
5	15-202SG	Tank, TM200	1
5	15-304SG	Tank, TM300	1
6	52-276	Elbow 1" X 45°, PVC	1
7	53-204	Nipple 1" x 4" PVC, Cut in Half	1
8	16-117	Fitting 1" DFPT, Poly	1
9	52-120	Elbow Adapter 1 MPT x 3/4" HB	1
10	47-103	U-Bolt 1/4" x 11/4" x 2-1/4"	1
11	21-938	Hose 1" I.D. 200 PSI-Specify Length-Per Foot	Specify
12	11-146	Relief Valve Bracket	1
13	27-300	Gauge 0-300 PSI	1
14	78-800	Relief Valve	1
15	51-501SS	Nipple 3/4" x Clo, SST	2
16	50-580SS	Plug 3/4", SST	1
17	50-520SS	Tee 3/4", SST	1
18	55-312	Male Hose Coupling 3/4" HB	1
19	24-204	Hose Clamp, #J203	2
20	81-750	Hose 3/4", 800 PSI-Specify Length-Per Foot	Specify
21	66-214	Pulley, 14" 2GR 3V 1" Bore	1
22	66-136	Pulley, 3.60 x 1" Bore	1
23	16-950	Teflon Packing 1/4" - TM100, Per Inch	9"
23	16-950	Teflon Packing 1/4" - TM200 & TM300, Per Inch	12"
24	16-141	Packing Nut 5/8" - TM100	1
24	16-273	Packing Nut 13/16" TM200 and TM300	1
25	11-636	Adjusting Bolt	4
26*	16-140	Packing Gland 5/8" TM100	1
26*	16-272	Packing Gland 13/16" - TM200 and TM300	1
27	11-101	Vortex, Plate	1
28	24-104	Hose Clamp #4	2
29	16-281	Shaft Collar 5/8" - TM100	2
29	16-282	Shaft Collar 13/16" TM200 and TM300	2
30*	16-250	Rear Bearing 5/8" - TM100	1
30*	16-270	Rear Bearing 13/16" TM200 and TM300	1
31	16-134	Agitator Shaft 5/8 x 38"- TM100	1
31	16-252	Agitator Shaft 13/16" x 46-1/2" - TM200	1

Sprayer Assy, 100/200/300, TNT Series

Item Number	Part Number	Description	QTY
31	16-352	Agitator Shaft 13/16" x 54-1/2" - TM300	1
32	16-265	Paddle, Right 5/8" - TM100	2
32	16-260	Paddle, Left 13/16" - TM200 and TM300	2
33	16-264	Paddle, Left 5/8" - TM100	2
33	16-261	Paddle, Right 13/16" - TM200	2
33	16-261	Paddle, Right 13/16" - TM300	4
34	16-922	Clear Tubing 3/8"-Specify Length-Per Inch	Specify
35*	16-100	Elbow Fitting 3/8"	2
36	66-113	Pulley 5/8 x 9" W/66-704 Bushing-TM100	1
36	66-110	Pulley 13/16 x 10" - TM200 and TM300	1
37	67-350	Belt, 5L350, TM100	1
37	67-380	Belt, FL380 - TM200 and TM300	1
38	66-227	Pulley, 2.65 2GR 3V 3/4" Bore	1
39	67-560	Belt 3VX560	2
40	55-108	Adapter, 3/4" MPT x 3/4" FGHT, Brass	1
41	53-437	Adapter 1-1/4 MPT x 1-1/4" HB	1
42	51-701SS	Nipple 1-1/4" NPT, SST	1
43	47-205	U-Bolt 5/16 x 1-3/4 x 2-11/16"	1
44	45-230	Set Screw 1/2" NC x 2-1/2", Square Head	4
45	53-438	Adapter 1-1/4 MPT x 1-1/2" HB	1
46	50-720SS	Tee 1-1/4" FPT, SST	1
47	11-319	Belt Guard Bracket Flange	2
48	11-318	Belt Guard Bracket	1
49	50-780SS	Plug 1-1/4" SST	1
50	51-703SS	Nipple 1-1/4" NPT x 3", SST	1
51	60-326	Ball Valve 1-1/4"	1
	57-120	Suction Strainer Assembly Includes Items 52-55	
52	57-123	Screen, 20 Mesh	1
53	57-117S	Poly Bowl	1
54	57-116	Gasket	1
55	57-121	Body 1-1/4" NPT	1
56	21-932	Suction Hose 1-1/4"-Specify Length-Per Foot	Specify
57	15-123	Belt Guard	1
58	24-120	Hose Clamp #20	2
59	55-311	Female Hose Coupling, 3/4" HB	1
60	55-106	Adapter 3/4 MPT x 3/4" MGHT, Brass	1
61	50-511SS	Elbow 3/4" FPT x 90°, SST	1
62	78-0020	Pump, Diaphragm, 20 GPM	1
63	55-050	Rubber Washer	4
64	46-032	Key 3/16 x 3/16 x 1-1/2" for TM100	1
64	46-150	Key 1/4 x 1/4 x 1-1/2" for TM200 & TM300	1
66	46-032	Key 3/16 x 3/16 x 1-1/2"	1
67	20-107	Engine, 6 HP	1

Sprayer Assy, 100/200/300, TNT Series

Item Number	Part Number	Description	QTY
68	10-114	Frame TM100	1
68	10-206	Frame TM200	1
68	10-311	Frame TM300	1
69	63-310	Extension Shaft	1
70	21-933	Suction Hose 1-1/2"-Specify Length-Per Foot	Specify
71	24-124	Hose Clamp #24	2
72*	17-131	Suction Flange, 1-1/2" HB	1
73	10-103	Tank Strap TM100	4
73	10-203	Tank Strap TM200	4
73	10-303	Tank Strap TM300	4
74	46-250	Key 1/4" x 2-1/2"	1
75	16-203	Strainer Basket	1
76	55-052	Nylon Washer	2
<i>Items 18, 19, 20 & 59 must be assembled at SDI as one unit.</i>			
The following items are not illustrated:			
	*58-930	Sealer, Per Inch (For Mounting of Items #26, 30, 35 and 72)	Specify
	70-106	SDI Logo Decal	2
	70-110	SDI Logo Decal	2
	70-301	Caution Decal	1
	70-217	Tank Sight Gauge Decal (For TM100)	1
	70-218	Bottom Tank Sight Gauge Decal (For TM100)	1
	70-219	Top Tank Sight Gauge Decal (For TM200)	1
	70-220	Bottom Tank Sight Gauge Decal (For TM200)	1
	70-221	Top Tank Sight Gauge Decal (For TM300)	1
	70-222	Bottom Tank Sight Gauge Decal (For TM300)	1



**SDI Sprayer, Model
 VM100/VM160 and
 C100/C160-20K6M**

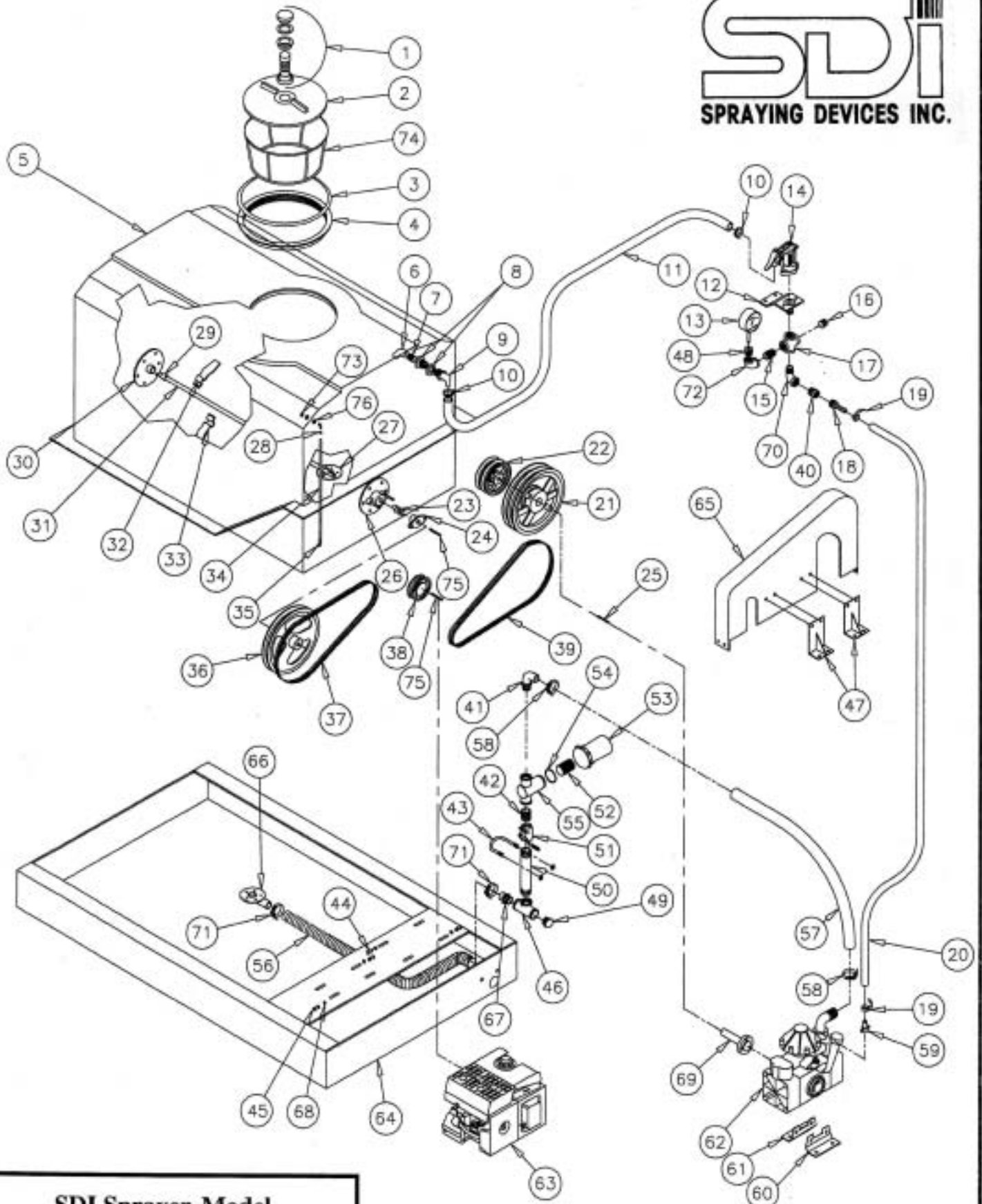
PI208/301jj

Sprayer Assembly VM100/VM160/C100/C160-20K6M

Item Number	Part Number	Description	QTY
1	15-056	Vent Assembly, 16" Lid	1
2	15-053	Lid Only, Threaded, 16"	1
3	15-055	C-Gasket for Threaded Lid, 16"	1
4	15-054	Threaded Rim, 16"	1
5	15-103SG	Tank, VM100 & C100	1
5	15-160SG	Tank, VM160 & C160	1
6	52-277	Elbow 1" x 45°, PVC	1
7	53-207	Nipple 1" Close, PVC	1
8	16-117	Tank Fitting 1" DT	1
9	52-120	Elbow Adapter 1" MPT x 1" HB	1
10	24-116	Hose Clamp #16	2
11	21-938	Hose 1" ID, Per Foot	Specify
12	11-144	Relief Valve Bracket	1
13	27-100	Gauge, 0-100 PSI	1
14	78-800	Relief Valve	1
15	51-501SS	Close Nipple 3/4", SS	2
16	50-580SS	Plug 3/4", SS	1
17	50-520SS	Tee 3/4", SS	1
18	47-103	U-Bolt	1
19	55-108	Adapter 3/4" MPT x 3/4" FHGT	1
20	81-750	Hose 3/4"ID, 800 PSI, Per Foot	Specify
21	66-214	Pulley 14"	1
22	66-136	Pulley	1
23	16-950	Teflon Packing 1/4" ID, Per Inch	12"
24	16-141	Packing Nut 5/8"	1
25	11-636	Adjusting Nut 1/2"	4
26	16-140	Packing Gland 5/8"	1
27	11-101	Vortex Plate	1
28	24-104	Hose Clamp #4	2
29	16-282	Shaft Collar 5/8"	2
30	16-250	Rear Bearing 5/8"	1
31	16-134	Agitator Shaft 5/8 x 38"	1
32	16-265	Right Agitator Paddle	2
33	16-264	Left Agitator Paddle	2
34	16-922	Clear Tubing 3/8" ID, Per Inch	Specify
35	16-109	Elbow Fitting 3/8"	2
36	66-111	Pulley 9 x 5/8" Bore	1
37	67-350	Belt 5L350	1
38	66-226	Pulley 2.65 2GR 3V, 1" Bore	1
39	67-560	Belt 3VX560 for VM100, VM160 & C100	2
39	67-600	Belt 3VX600 for C160	2
40	55-211	Hose Coupling, Female, 1/2" HB	1
41	53-437	Adapter 1-1/4" MPT x 1-1/4" HB, Poly	1

Sprayer Assembly VM100/VM160/C100/C160-20K6M

Item Number	Part Number	Description	QTY
42	51-701SS	Close Nipple 1-1/4", SS	1
43	47-105	U-Bolt 1/4 X 1-1/2 X 2-3/4"	1
44	45-231	Adjusting Screw 1/2 X 2-1/2"	2
45	45-230	Adjusting Screw 1/2 X 2"	2
46	50-720SS	Tee 1-1/4", SS	1
47	24-203	Hose Clamp Bandit JS203	2
48	15-315	Belt Guard	1
49	50-780SS	Plug 1-1/4", SS	1
50	51-703SS	Nipple 1-1/4 x 3", SS	1
51	60-326	Ball Valve 1-1/4"	1
52	57-123	20 Mesh Screen	1
53	57-117S	Solid Bowl for Strainer	1
54	57-116	Gasket for Strainer	1
55	57-121	Head, Body, for 57-120, Poly	1
56	21-933	Suction Hose, 1-1/2" ID, Per Foot	Specify
57	11-319	Belt Guard Bracket	2
58	24-120	Hose Clamp #20	2
59	55-106	Adapter 3/4" MPT x 3/4" MGHT	1
60	78-0020	SDI 3 Diaphragm Pump, 20 GPM	1
61	51-510SS	Street Elbow 3/4" x 90°, SS	1
63	20-107	Engine, 6 HP Kohler, Recoil Start	1
64	10-167	Frame, 100 and 160 Gallon	1
65	63-310	Pump Shaft	1
66	17-131	Suction Flange 1-1/2"	1
67	53-438	Adapter 1-1/4" MPT x 1-1/2" HB	1
68	55-050	Rubber Washer	4
69	55-052	Nylon Washer	2
70	16-203	Strainer Basket	1
71	24-124	Hose Clamp #24	2
72	21-932	Suction Hose 1-1/4" ID, Per Foot	Specify
73	46-032	Key 3/16 x 3/16 x 1"	2
74	46-250	Key 1/4 x 1/4 x 2-1/2"	1
<i>The following items are not illustrated:</i>			
	70-106	SDI Logo Decal	2
	70-229	Sight Gauge Decal for VM100 & C100	1
	70-230	Sight Gauge Decal for VM160 and C160	1
	70-301	Caution Decal	



**SDI Sprayer, Model
 C100 & C160-9K6M & 14K6M**

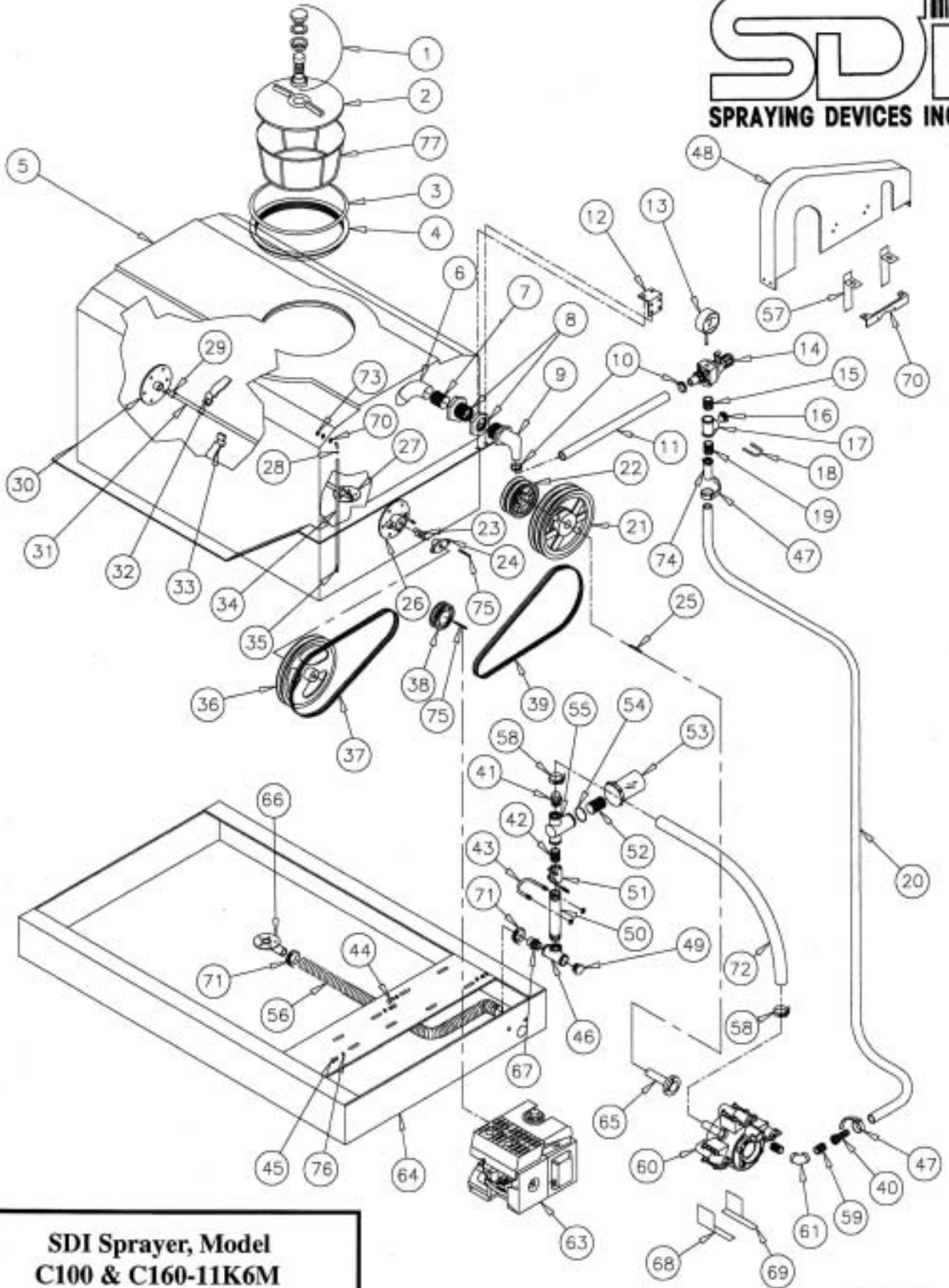
PI206/0301jj

Sprayer Assembly, Model C100 & C160-9K6M & 14K6M

Item Number	Part Number	Description	QTY
1	15-056	Vent Assembly	1
2	15-053	Lid Only, Threaded 16"	1
3	15-055	C-Gasket	1
4	15-054	Threaded Rim 16"	1
5	15-103SG	Tank, 100 Gallon	1
5	15-160SG	Tank, 160 Gallon	1
6	52-276	Elbow 1" x 45°, PVC	1
7	53-204	Nipple 1 x 4" PVC, Cut in Half	1
8	16-117	Tank Fitting 1" DT	1
9	52-120	Elbow Adapter 1" MPT x 1" HB	1
10	24-116	Hose Clamp #16	1
11	21-938	Hose, 1" ID, Per Foot	Specify
12	11-147	Mounting Bracket Relief Valve	1
13	27-600	Pressure Gauge 0-600 PSI	1
14	9910-1923	Relief Valve	1
15	51-501SS	Close Nipple 3/4", SS	1
16	50-580SS	Pipe Plug 3/4", SS	1
17	50-540SS	Cross 3/4", SS	1
18	55-212	Hose Coupling, Male 1/2" HB	1
19	24-204	Hose Clamp Bandit JS204	2
20	81-500	Hose 1/2" ID, 800 PSI, Per Foot	Specify
21	66-214	Pulley 14" 2GR 3V, 1" Bore	1
22	66-136	Pulley 3.60" x 1" Bore	1
23	16-950	Teflon Packing 1/4"/ Per Inch	12"
24	16-141	Packing Nut 5/8", Nylon	1
25	46-250	Key 1/4 x 1/4 x 2-1/2"	1
26	16-140	Packing Gland 5/8", Nylon	1
27	11-101	Vortex Plate	1
28	24-104	Hose Clamp #4	2
29	16-281	Shaft Collar 5/8", SS	2
30	16-250	Rear Bearing 5/8", Nylon	1
31	16-134	Agitator Shaft 5/8 x 38"	1
32	16-265	Agitator Paddle, Right	2
33	16-264	Agitator Paddle, Left	2
34	16-922	Clear Tubing 3/8" ID, Per Inch	Specify
35	16-100	Elbow Fitting 3/8"	2
36	66-109	Pulley 9 x 5/8" Bore	1
37	67-350	Belt, 5L350	1
38	66-227	Pulley 2.65 2GR 3V 1" Bore	1
39	67-560	Belt 3VX560	2
40	55-108	Adapter 3/4" MPT x 3/4" FGHT	1
41	52-120	Elbow Adapter 1" MPT x 1" HB, for 9K6M	1
41	52-122	Elbow Adapter 1" MPT x 1-1/4" HB for 14K6M	1

Sprayer Assembly, Model C100 & C160-9K6M & 14K6M

Item Number	Part Number	Description	QTY
42	51-601SS	Close Nipple 1", SS	1
43	47-105	U-Bolt 1/4 x 1-1/2" x 2-3/4"	1
44	45-230	Adjusting Bolt 1/2 x 2"	2
45	45-231	Adjusting Bolt 1/2 x 2-1/2"	2
46	50-620SS	Tee 1", SS	1
47	11-670	Belt Guard Bracket	2
48	50-560B	Bushing 3/4 x 1/4", Brass	1
49	50-680SS	Plug 1", SS	1
50	51-603SS	Pipe Nipple 1 x 3", SS	1
51	60-325	Ball Valve 1"	1
52	57-119	20 Mesh Screen	1
53	57-117S	Solid Bowl	1
54	57-116	Gasket for Strainer	1
55	57-115	Head for Strainer	1
56	21-932	Suction Hose 1-1/4" ID, Per Foot	Specify
57	21-931	Suction Hose 1" ID, Per Foot, for 9K6M	Specify
57	21-932	Suction Hose 1-1/4" ID, Per Foot, for 14K6M	Specify
58	24-116	Hose Clamp #16 for 9K6M	2
58	24-120	Hose Clamp #20 for 14K6M	2
59	9910-110130	Hose Barb 1/2"	1
60	11-185	Front Pump Mount for 9K6M	1
60	11-242	Front Pump Mount for 14K6M	1
61	11-186	Rear Pump Mount for 9K6M	1
61	11-243	Rear Pump Mount for 14K6M	1
62	9910-D30	Pump for 9K6M	1
62	9910-D50	Pump for 14K6M	1
63	20-107	Engine, 6HP Kohler	1
64	10-167	Frame, 100 & 160 Gallon	1
65	15-123	Belt Guard	1
66	17-132	Suction Flange	1
67	53-436	Adapter 1" MPT x 1-1/4" HB	1
68	11-636	Adjusting Nut, 1/2"	4
69	63-310	Pump Shaft	1
70	50-510SS	Street Elbow 3/4", SS	1
71	24-120	Hose Clamp #20	2
72	50-511SS	Elbow 3/4", SS	1
73	55-052	Nylon Washer 3/4"	2
74	16-203	Strainer Basket	1
75	46-032	Key 3/16 x 3/16 x 1-1/2"	2
76	55-050	Rubber Washer 3/4"	4



**SDI Sprayer, Model
 C100 & C160-11K6M**

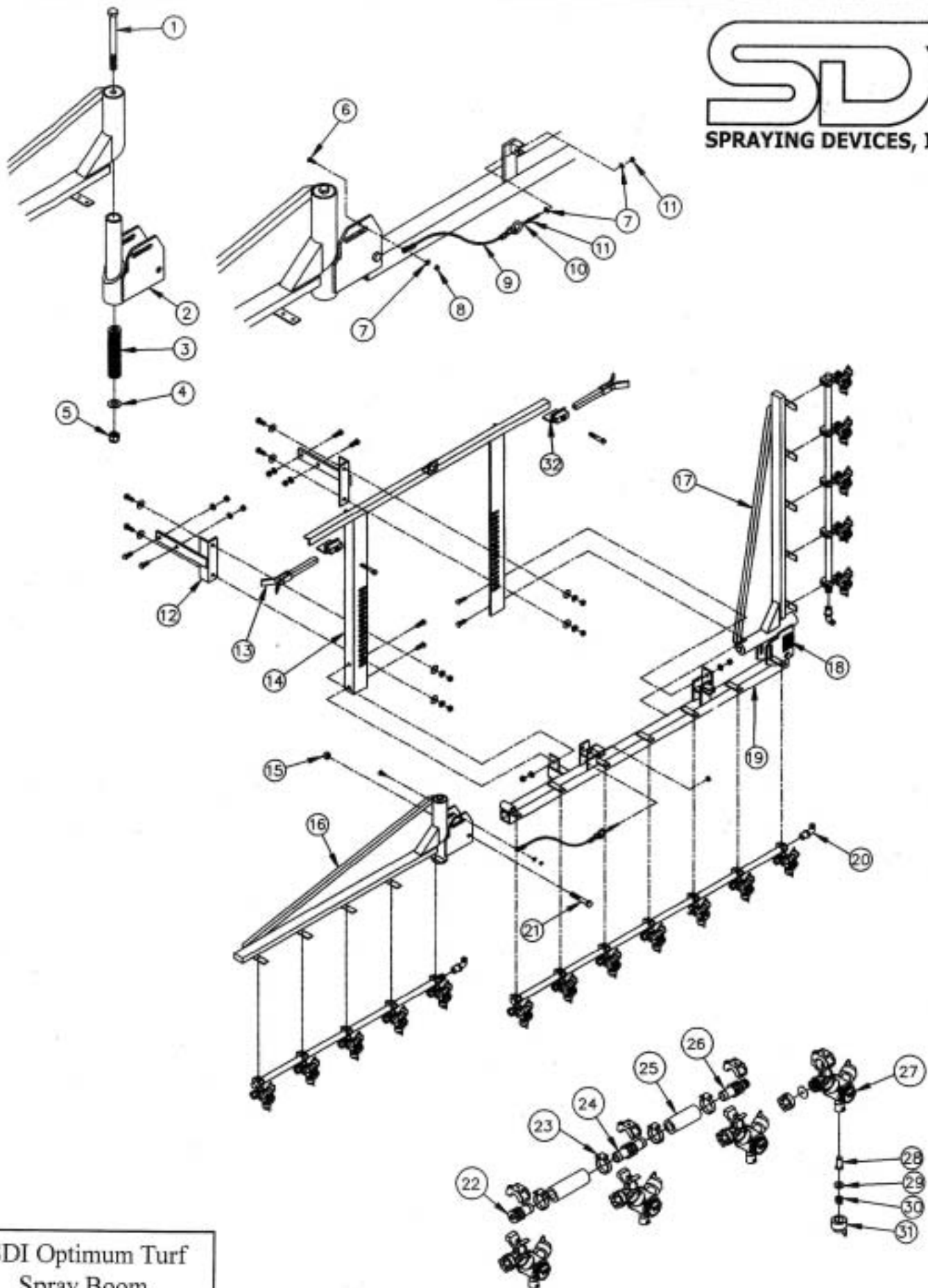
PI207/301jj

Sprayer Assembly, Model C100 & C160-11K6M

Item Number	Part Number	Description	QTY
1	15-056	Vent Assembly 16" Lid	1
2	15-053	Lid Only, Threaded, 16"	1
3	15-055	C-Gasket for Threaded 16" Lid	1
4	15-054	Threaded Rim, 16"	1
5	15-103SG	Tank, 100 Gallon	1
5	15-160SG	Tank, 160 Gallon	1
6	52-276	Elbow 1" x 45°, PVC	1
7	53-204	Nipple 1 x 4", PVC, Cut In Half	1
8	16-117	Tank Fitting 1" DT	1
9	52-120	Elbow Adapter 1" MPT x 1" HB	1
10	24-116	Hose Clamp #16	2
11	21-938	Hose 1" ID, Per Foot	Specify
12	11-144	Relief Valve Bracket	1
13	27-600	Gauge, 0-600 PSI	1
14	78-800	Relief Valve	1
15	51-501SS	Close Nipple 3/4", SS	1
16	50-580SS	Plug 3/4", SS	1
17	50-520SS	Tee 3/4", SS	1
18	47-103	U-Bolt	1
19	55-108	Adapter 3/4" MPT x 3/4" FGHT	1
20	81-750	Hose 3/4", 800 PSI, Per Foot	Specify
21	66-214	Pulley 14" 2GR 3V x 1" Bore	1
22	66-136	Pulley 3.60" x 1" Bore	1
23	16-950	Teflon Packing 1/4", Per Inch	12"
14	16-141	Packing Nut 5/8"	1
25	46-250	Key 1/4 x 1/4 x 2-1/2"	1
26	16-140	Packing Gland 5/8"	1
27	11-101	Vortex Plate	1
28	24-104	Hose Clamp #4	2
29	16-281	Shaft Collar 5/8"	2
30	16-250	Rear Bearing 5/8"	1
31	16-134	Agitator Shaft 5/8 x 38"	1
32	16-265	Right Agitator Paddle	2
33	16-264	Left Agitator Paddle	2
34	16-922	Clear Tubing 3/8", Per Inch	Specify
35	16-100	Elbow Fitting 3/8"	2
36	66-109	Pulley 9" x 5/8" Bore	1
37	67-350	Belt 5L350	1
38	66-227	Pulley 2.65 2 GR 3V, 3/4" Bore	1
39	67-560	Belt 3VX560	2
40	55-311	Hose Coupling, Female 3/4" HB	1
41	53-435	Adapter 1" MPT x 1" HB, Poly	1
42	51-601SS	Nipple 1" Close, SS	1

Sprayer Assembly, Model C100 & C160-11K6M

Item Number	Part Number	Description	QTY
43	47-105	U-Bolt 1/4 x 1-1/2 x 2-3/4"	1
44	45-230	Adjusting Screw 1/2 x 2", NC	2
45	45-231	Adjusting Screw 1/2 x 2-1/2" NC	2
46	50-620SS	Tee 1", SS	1
47	24-203	Hose Clamp Bandit JS203	2
48	15-123	Belt Guard	1
49	50-680SS	Plug 1", SS	1
50	51-603SS	Nipple 1 x 3", SS	1
51	60-325	Ball Valve 1"	1
52	57-119	20 Mesh Screen	1
53	57-117S	Solid Bowl for Strainer	1
54	57-116	Gasket for Strainer	1
55	57-115	Head, Body, for 57-120, Poly	1
56	21-932	Suction Hose 1-1/4" ID, Per Foot	Specify
57	11-319	Belt Guard Bracket	2
58	24-116	Hose Clamp #16	2
59	55-106	Adapter 3/4" MPT x 3/4" MGHT	1
60	78-0011	SDI 3 Diaphragm Pump, 11 GPM	1
61	51-511SS	Elbow 3/4" x 90°, SS	1
63	20-107	Engine, 6 HP Kohler	1
64	10-167	Frame, 100 and 160 Gallon	1
65	63-310	Pump Shaft	1
66	17-132	Suction Flange 1-1/4"	1
67	53-436	Adapter 1" MPT x 1-1/4" HB	1
68	11-253	Right Pump Mount	1
69	11-252	Left Pump Mount	1
70	55-050	Rubber Washer	4
71	24-120	Hose Clamp #20	2
72	21-931	Suction Hose 1" ID, Per Foot	Specify
73	55-052	Nylon Washer	2
74	55-312	Hose Coupling, Male 3/4' HB	1
75	46-032	Key 3/16 x 3/16 x 1-1/2"	1
76	11-636	Adjusting Nut 1/2"	4
77	16-203	Strainer Basket	1
		<i>The following items are not illustrated:</i>	
	70-106	SDI Logo Decal	2
	77-229	Sight Gauge Decal, 100 Gallon	1
	77-230	Sight Gauge Decal, 160 Gallon	1
	70-301	Caution Decal	1



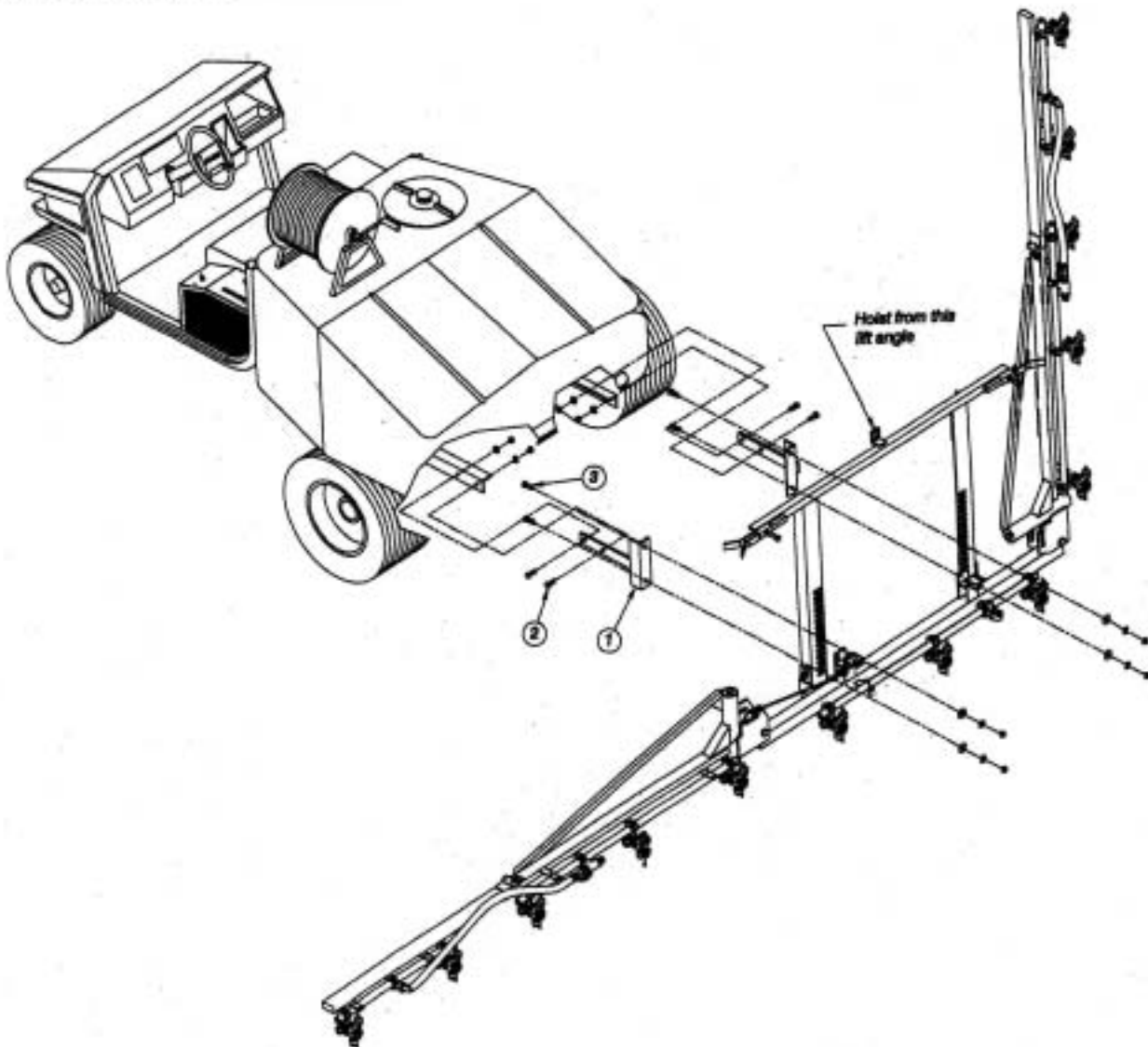
SDI Optimum Turf
Spray Boom

SDI Optimum Turf Boom

Item Number	Part Number	Description	QTY
	OTB15/10-3	Optimum Turf Boom 15 Ft, 17 Nozzles, 10 Inch Spacing	
1	35-217	Hex Bolt 5/8 x 7"	2
2	11-314	Boom Pivot Assembly	2
3	45-182	Boom Pivot Spring	2
4	42-105	Flatwasher 5/8"	2
5	41-115	Locknut 5/8"	2
6	45-565	Carriage Bolt 3/8" x 1", SST	2
7	42-503	Flatwasher 3/8", SST	6
8	41-513	Locknut 3/8", SST	2
9	69-301	Swag Cable Assembly	2
10	69-284	Eye Bolt 3/8 x 5"	2
11	41-503	Hex Nut 3/8", SST	4
12	11-768	Mount, Boom to Truck	2
13	11-781	Boom Arm Rest	2
14	11-761	Upright and Cross Member Assembly	1
15	41-115	Locknut 5/8"	2
16	11-798	Left Wing Arm	1
17	11-797	Right Wing Arm	1
18	70-357	SDI Serial Number Decal	1
19	11-799	Center Boom Section	1
20	53-092	Elbow Adapter 1/2" FPT x 3/4" HB	3
21	35-112	Hex Bolt 5/8" x 4-1/2"	2
22	64-437	Hose Shank 3/4" HB x Blank	3
23	24-110	Hose Clamp #10	28
24	64-435	Hose Shank 3/4" HB x 3/4" HB	11
25	21-930	Hose 3/4" ID, 200 PSI, Per Foot	Specify
26	64-436	Hose Shank 3/4" HB x 1/2" MPT	3
27	64-413	Triple Nozzle Body	17
28	64-403	Nozzle Screen, 50Mesh	17
29	64-404	Washer	17
30	64-648	Test Tip/TP11008VP	17
31	64-406	Black Cap	17
32	11-784	Boom Fork Adjustment Bracket	2

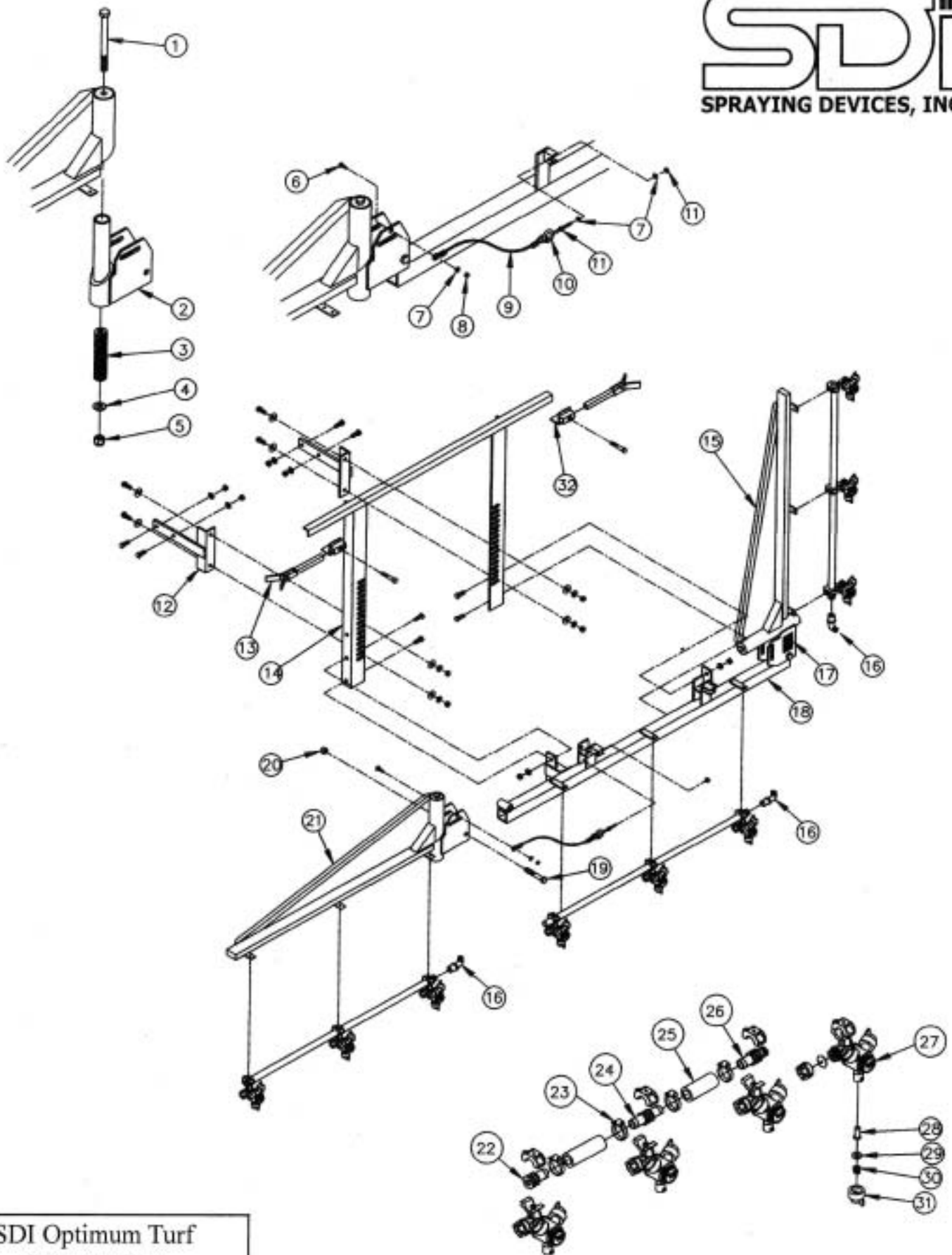
Mounting Instructions:

1. Mount Boom Mount Brackets, Item #1, to sprayer frame using Item #2 (4) 1/2 x 2" hex bolts with hex nuts and lockwashers. (Boom brackets can be mounted inside or outside of sprayer frame with angle facing in or out, depending upon the model of the sprayer).
2. Using a hoist, lift boom assembly to desired nozzle height. Bolt to closest aligning slots, depending if using single or triple nozzle bodies or if you have a 10" nozzle spacing boom, using Item #3 (4) 1/2 x 1-1/4" hex bolts with hex nuts, flat washers and lockwashers.



**SDI Turf Boom
Mounting Instructions**

Instr/RevB7/18/02



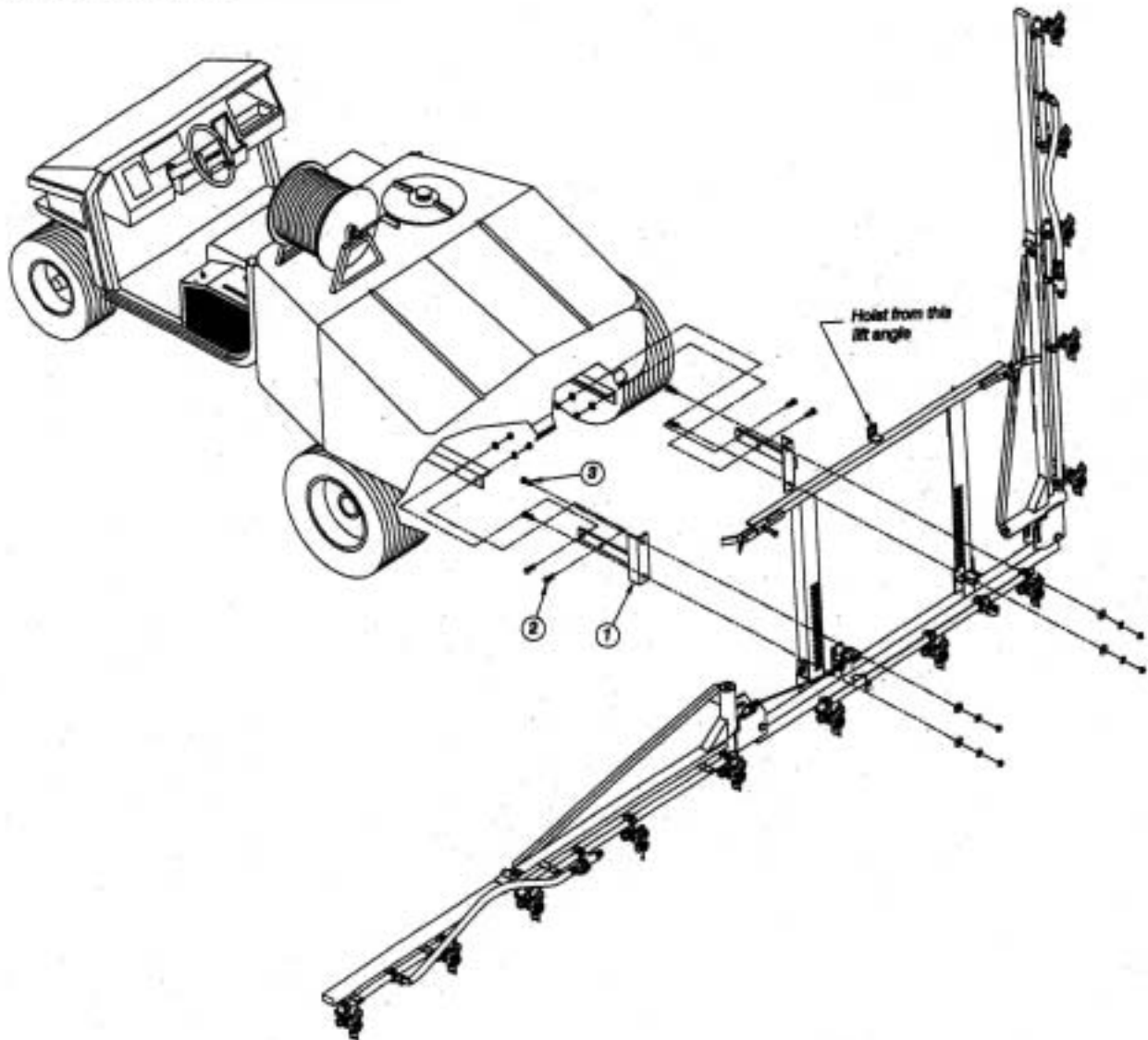
SDI Optimum Turf
 Spray Boom

SDI Optimum Turf Boom

Item Number	Part Number	Description	QTY
	OTB15/20-3	Optimum Turf Boom 15 Ft, 9 Nozzles, 20 Inch Spacing	
1	35-217	Hex Bolt 5/8" x 7"	2
2	11-314	Boom Pivot Assembly	2
3	45-182	Boom Pivot Spring	2
4	42-105	Flatwasher 5/8"	2
5	41-115	Locknut 5/8"	2
6	45-565	Carriage Bolt 3/8" x 1", SST	2
7	42-503	Flatwasher 3/8", SST	6
8	41-513	Locknut 3/8", SST	2
9	69-301	Swag Cable Assembly	2
10	69-284	Eye Bolt 3/8" x 5"	2
11	41-503	Hex Nut 3/8", SST	4
12	11-768	Mount, Boom to Truck	2
13	11-781	Boom Arm Rest	2
14	11-761	Upright and Cross Member Assembly	1
15	11-788	Right Wing Arm	1
16	53-092	Elbow Adapter 1/2" FPT x 3/4" HB	3
17	70-357	SDI Serial Number Decal	1
18	11-792	Center Boom Section	1
19	35-112	Hex Bolt 5/8" x 4-1/2"	2
20	41-115	Locknut 5/8"	2
21	11-789	Left Wing Arm	1
22	64-437	Hose Shank 3/4" HB x Blank	3
23	24-110	Hose Clamp #10	12
24	64-435	Hose Shank 3/4" HB x 3/4" HB	3
25	21-930	Hose 3/4" ID, 200 PSI, Per Foot	Specify
26	64-436	Hose Shank 3/4" HB x 1/2" MPT	2
27	64-413	Triple Nozzle Body	9
28	64-403	Nozzle Screen, 50 Mesh	9
29	64-404	Washer	9
30	64-648	Test Tip, TP11008VP	9
31	64-406	Black Cap	9
32	11-784	Boom Fork Adjusting Bracket	2

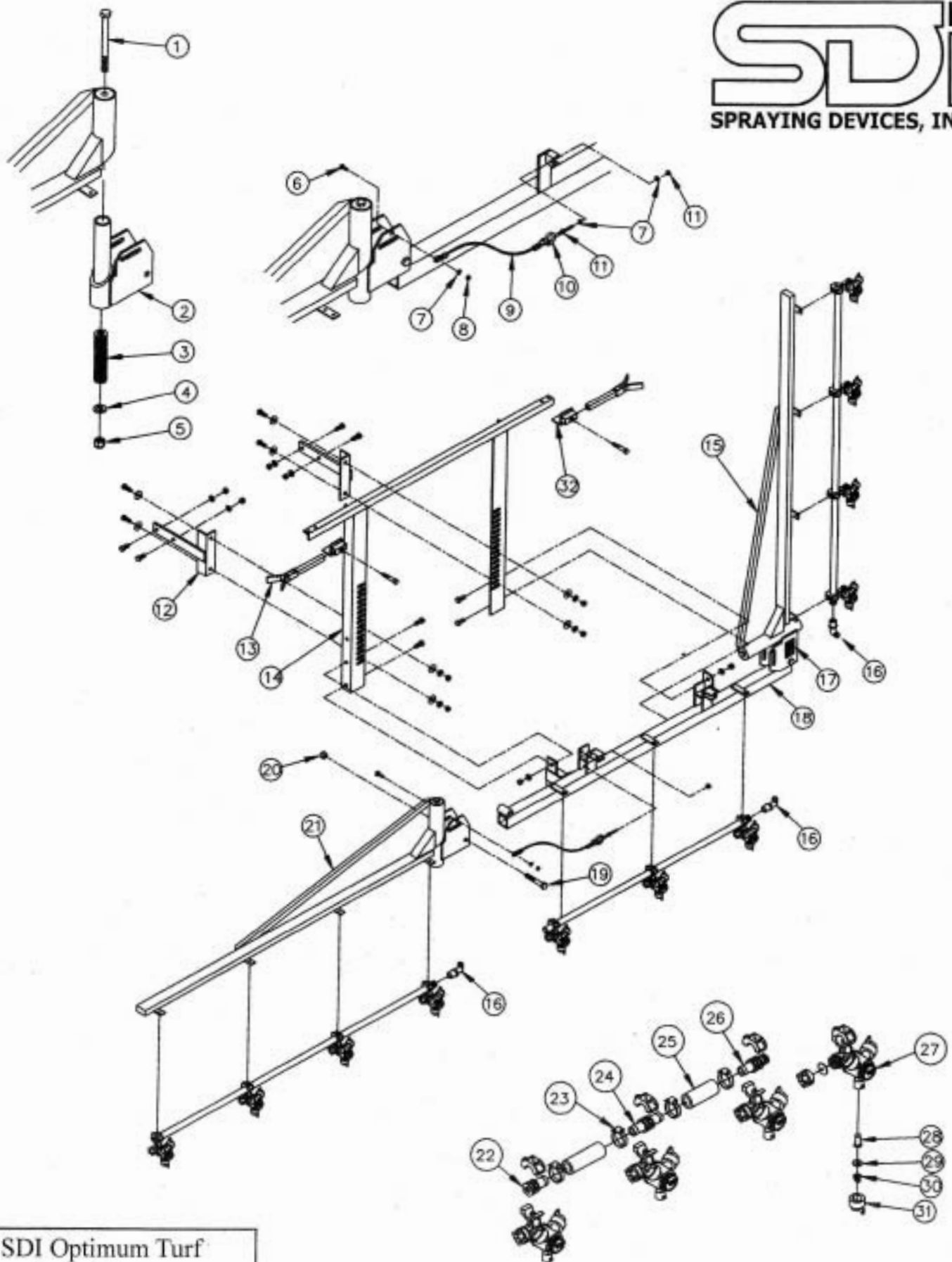
Mounting Instructions:

1. Mount Boom Mount Brackets, Item #1, to sprayer frame using Item #2 (4) 1/2 x 2" hex bolts with hex nuts and lockwashers. (Boom brackets can be mounted inside or outside of sprayer frame with angle facing in or out, depending upon the model of the sprayer).
2. Using a hoist, lift boom assembly to desired nozzle height. Bolt to closest aligning slots, depending if using single or triple nozzle bodies or if you have a 10" nozzle spacing boom, using Item #3 (4) 1/2 x 1-1/4" hex bolts with hex nuts, flat washers and lockwashers.



**SDI Turf Boom
Mounting Instructions**

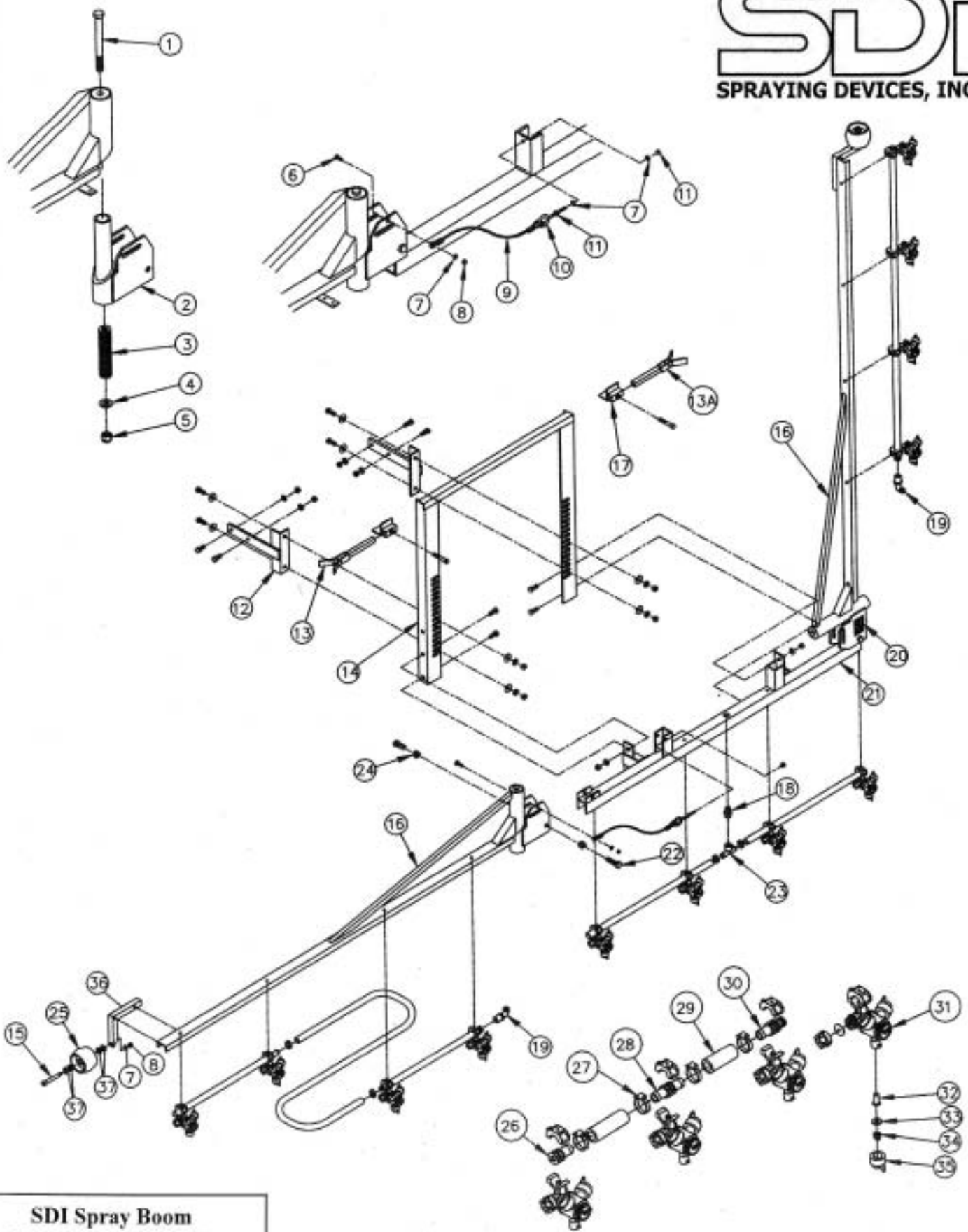
Instr/RevB7/18/02



SDI Optimum Turf
 Spray Boom

SDI Optimum Turf Boom

Item Number	Part Number	Description	QTY
	OTB18/20-3	Optimum Turf Boom 18 Ft, 11 Nozzles, 20 Inch	
1	35-217	Hex Bolt 5/8" x 7"	2
2	11-314	Boom Pivot Assembly	2
3	45-182	Boom Pivot Spring	2
4	42-105	Flatwasher 5/8"	2
5	41-115	Locknut 5/8"	2
6	45-565	Carriage Bolt 3/8" x 1", SST	2
7	42-503	Flatwasher 3/8", SST	6
8	41-513	Locknut 3/8", SST	2
9	69-301	Swag Cable Assembly	2
10	69-284	Eye Bolt 3/8" x 5"	2
11	41-503	Hex Nut 3/8", SST	4
12	11-768	Mount, Boom to Truck	2
13	11-781	Boom Arm Rest	2
14	11-761	Upright and Cross Member Assembly	1
15	11-776	Right Wing Arm	1
16	53-092	Elbow Adapter 1/2" FPT x 3/4" HB	3
17	70-357	SDI Serial Number Decal	1
18	11-792	Center Boom Section	1
19	35-112	Hex Bolt 5/8" x 4-1/2"	2
20	41-115	Locknut 5/8"	2
21	11-775	Left Wing Arm	1
22	64-437	Hose Shank 3/4" HB x Blank	3
23	24-110	Hose Clamp #10	14
24	64-435	Hose Shank 3/4" HB x 3/4" HB	5
25	21-930	Hose 3/4" ID, 200 PSI, Per Foot	Specify
26	64-436	Hose Shank 3/4" HB x 1/2" MPT	2
27	64-413	Triple Nozzle Body	11
28	64-403	Nozzle Screen, 50 Mesh	11
29	64-404	Washer	11
30	64-648	Test Tip, TP11008VP	11
31	64-406	Black Cap	11
32	11-784	Boom Fork Adjusting Bracket	2



**SDI Spray Boom
Model OTB20/20-3A**

RevA/305/0906jj

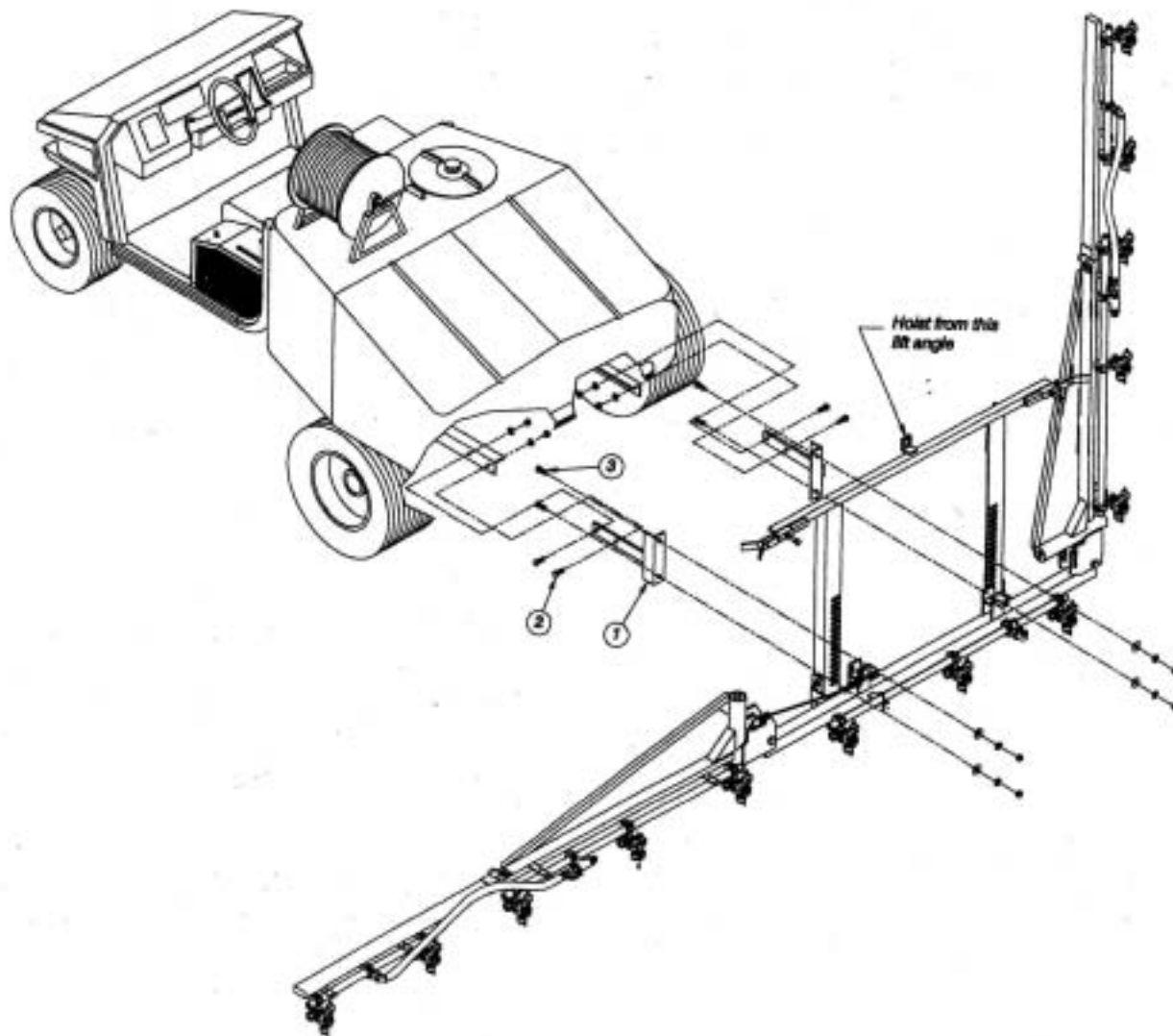
SDI Optimum Turf Boom

Item Number	Part Number	Description	QTY
	OTB20/20-3A	Optimum Turf Boom 20 Ft, 12 Nozzles, 20 Inch Spacing	
1	35-217	Hex Bolt 5/8 x 7"	2
2	11-314	Boom Pivot Assembly	2
3	45-182	Boom Pivot Spring	2
4	42-105	Flatwasher 5/8"	2
5	41-115	Locknut 5/8"	2
6	45-565	Carriage Bolt 3/8 x 1", SST	2
7	42-503	Flatwasher 3/8", SST	6
8	41-513	Locknut 3/8", SST	4
9	69-302	Swag Cable Assembly	2
10	69-284	Eye Bolt 3/8 x 5"	2
11	41-503	Hex Nut 3/8", SST	4
12	11-979	Mount, Boom to Truck	2
13	11-973L	Left Boom Fork	1
13A	11-973R	Right Boom Fork	1
14	11-972	Upright and Cross Member Assembly	1
15	48-048	Shoulder Bolt	2
16	11-969	Wing Section	2
17	11-784	Adjusting Boom Arm Bracket	2
18	53-134	Adapter 3/4 HB x 3/4" HB	1
19	53-092	Elbow Adatper 1/2 MPT x 3/4" HB	2
20	70-357	Serial Number Decal	1
21	11-970	Center Section	1
22	35-104	Hex Bolt 5/8 x 1-1/4"	4
23	53-824	Tee 3/4 FPT x 3/4 HB x 3/4" HB	1
24	41-115	Locknut 5/8"	2
25	80-028	Deck Wheel	2
26	64-437	Hose Shank 3/4" HB x Blank	4
27	24-110	Hose Clamp #10	19
28	64-435	Hose Shank 3/4 HB x 3/4" HB	6
29	21-930	Hose 3/4" ID, 200 PSI, Per Foot	Specify
30	64-436	Hose Shank 3/4 HB x 1/2" MPT	2
31	64-413	Triple Nozzle Body	12
32	64-403	50 Mesh Strainer, Nylon	12
33	64-404	Rubber Washer	12
34	64-648	Spray Tip, TP11008VP	12
35	64-406	Black Cap	12
36	11-980	Deck Wheel Bracket	2
37	42-104	Flatwasher 1/2"	8

Mounting Instructions:

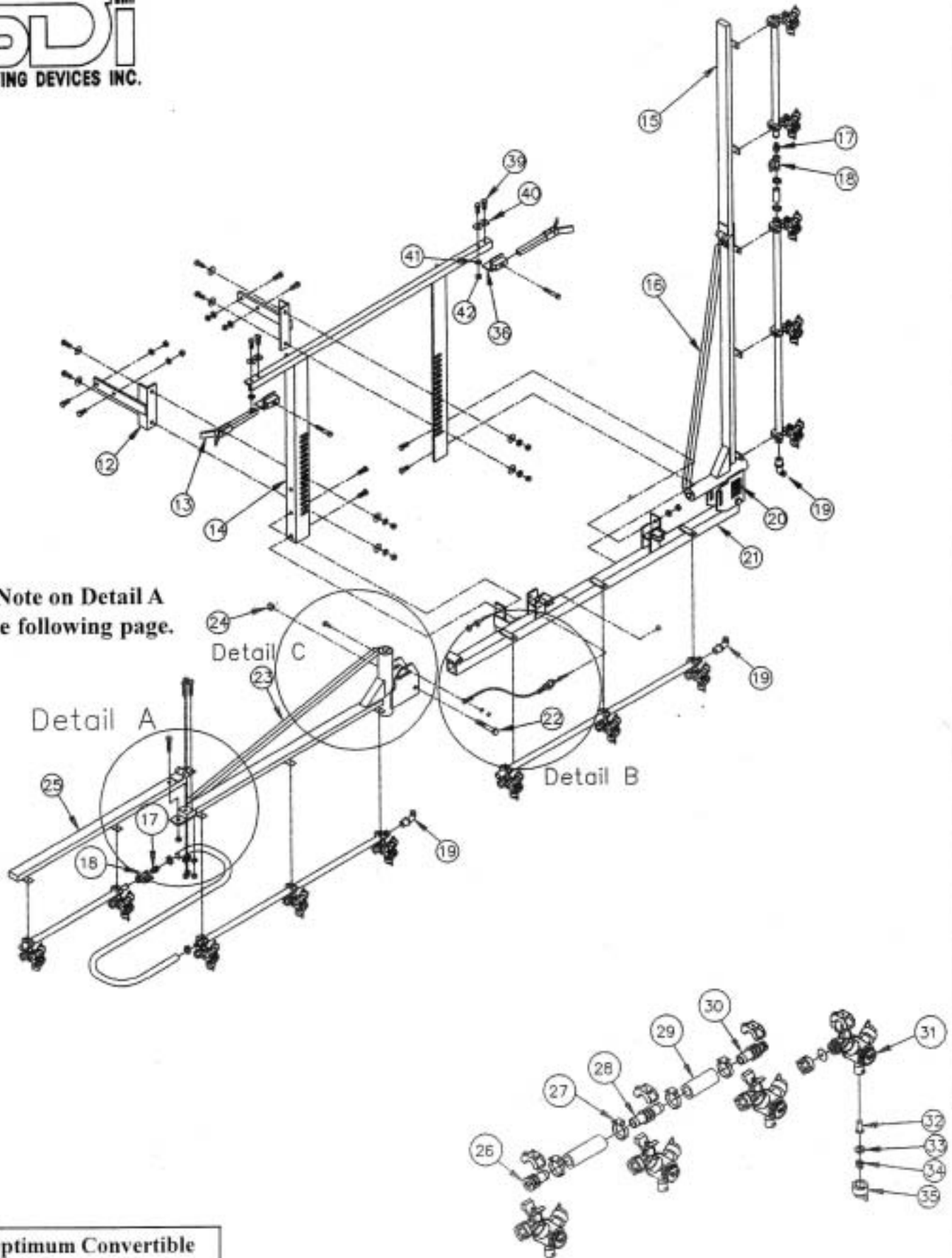


1. Mount Boom Mount Brackets, Item #1, to sprayer frame, using Item #2 (4) 1/2 x 2" Hex Bolts with Hex Nuts and Lock Washers. (Boom brackets can be mounted inside or outside of sprayer frame with angle facing in or out, depending upon model of Sprayer).
2. Using a hoist, lift boom assembly to desired nozzle height. Bolt to closest aligning slots, depending if using single or triple nozzle bodies, or if you have a 10" nozzle spacing boom, using Item #3 (4) 1/2" x 1-1/4" Hex Bolts with Hex Nuts, Flat Washer and Lock Washers.



**SDI Turf Boom Mounting
Instructions**

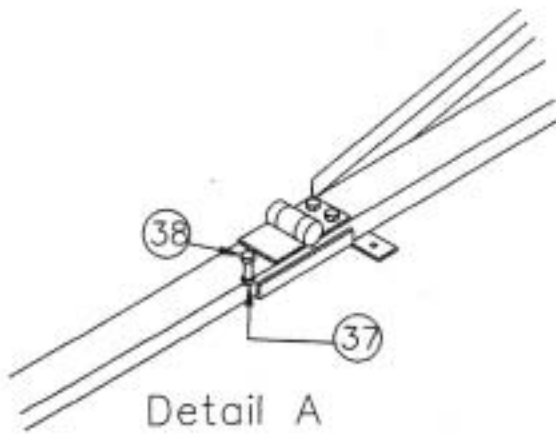
Instr/RevisionB/7/18/02



•See Note on Detail A on the following page.

**SDI Optimum Convertible
 Spray Boom, Model
 OTB15-21/20-3**

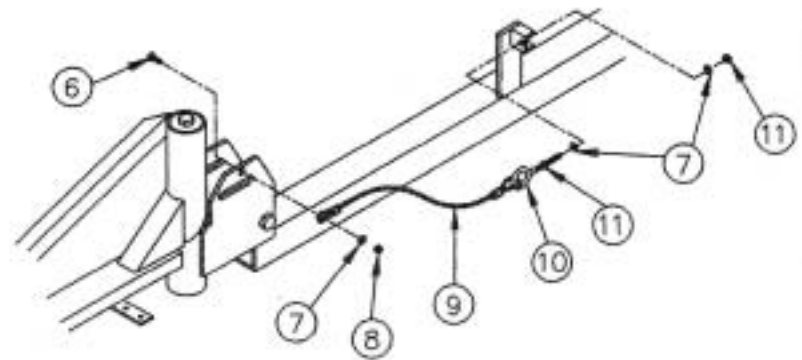
Rev 2/PI265/0107jj



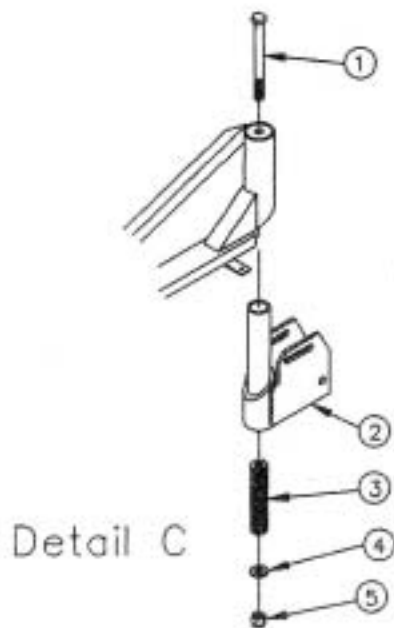
Detail A

Detail "A"

•NOTE: When outer wings are folded out on the convertible spray boom, Items #37 and #38 must be used. Failure to follow these instructions will void warranty.



Detail B



Detail C

**SDI Optimum
 Convertible Spray Boom
 Model OTB15-21/20-3**

Rev 2/PI265/0107jj

SDI Optimum Convertible Turf Boom

Item Number	Part Number	Description	QTY
	OTB15-21/20-3	Optimum Convertible Turf Boom, 13 nozzles, 20 Inch Spacing	
1	35-217	Hex Bolt 5/8 x 7"	2
2	11-314	Boom Pivot Assembly	2
3	45-182	Boom Pivot Spring	2
4	42-105	Flatwasher 5/8"	2
5	41-115	Locknut 5/8"	2
6	45-565	Carriage Bolt 3/8" x 1", SST	2
7	42-503	Flat Washer 3/8", SST	6
8	41-513	Locknut 3/8", SST	2
9	69-301	Swag Cable Assembly	2
10	69-284	Eye Bolt 3/8" x 5"	2
11	41-503	Hex Nut 3/8", SST	4
12	11-768	Boom Mount, Boom to Truck	2
13	11-781	Boom Fork	2
14	11-761	Cross Member, Upright Assembly	1
15	11-796	Outer Wing Section, Right	1
16	11-794	Inner Wing Section, Right	1
17	53-093	Adapter 1/2" MPT x 3/4" HB	2
18	60-223	Butterfly Handle, Ball Valve 1/2"	2
19	53-092	Elbow Adapter 1/2" FPT x 3/4" HB	3
20	70-357	Serial Number Decal	1
21	11-792	Center Section	1
22	35-112	Hex Bolt 5/8" x 4-1/2"	2
23	11-793	Inner Wing Section, Left	1
24	41-115	Locknut 5/8"	2
25	11-795	Outer Wing Section, Left	1
26	64-437	Hose Shank 3/4" HB x Blank	3
27	24-110	Hose Clamp #10	20
28	64-435	Hose Shank 3/4" HB x 3/4" HB	5
29	21-930	Hose 3/4" ID, 200 PSI, Per Foot	Specify
30	64-436	Hose Shank 3/4" HB x 1/2" MPT	5
31	64-413	Triple Nozzle Body	13
32	64-403	Strainer, 50 Mesh, Nylon	13
33	64-404	Rubber Washer	13
34	64-648	Spray Tip TP11008VP	13
35	64-406	Black Cap	13
36	11-784	Boom Fork Adjusting Bracket	2

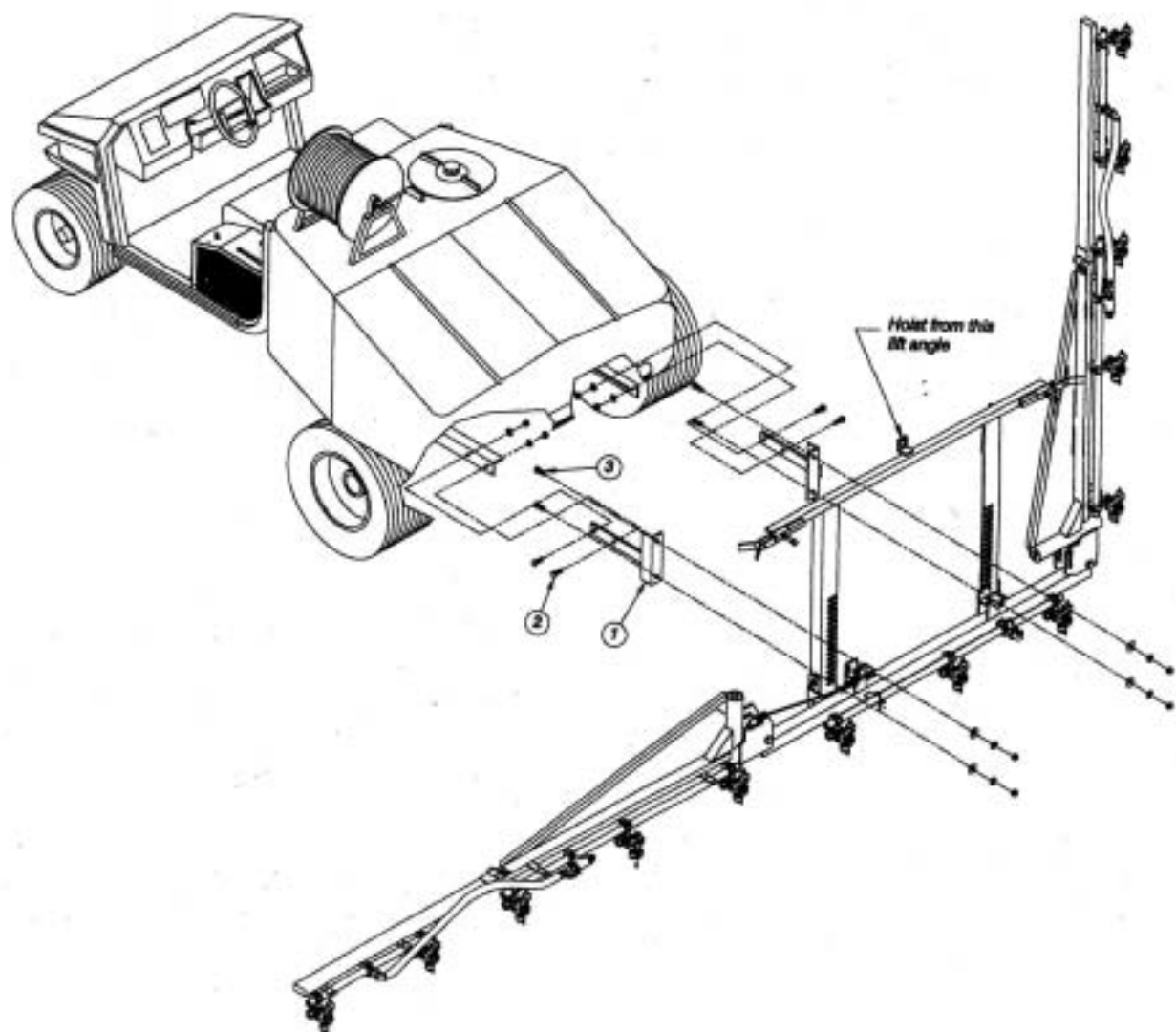
SDI Optimum Convertible Turf Boom

Item Number	Part Number	Description	QTY
•37	41-512	Lock Nut 5/16", SST	1
•38	31-507	Hex Bolt 5/16 x 2", SST	1
		•When outer wings are folded out on the convertible boom, Items 37 and 38 <u>must be used</u>. Failure to do so, will void warranty.	
39	31-503	Bolt 5/16 x 1"	4
40	42-502	Flat Washer 5/16"	4
41	43-503	Lockwasher 5/16"	4
42	41-502	Hex Nut 5/16"	4
	48-301	Hair Pin	2
	80-105	Clevis Pin	2

Mounting Instructions:

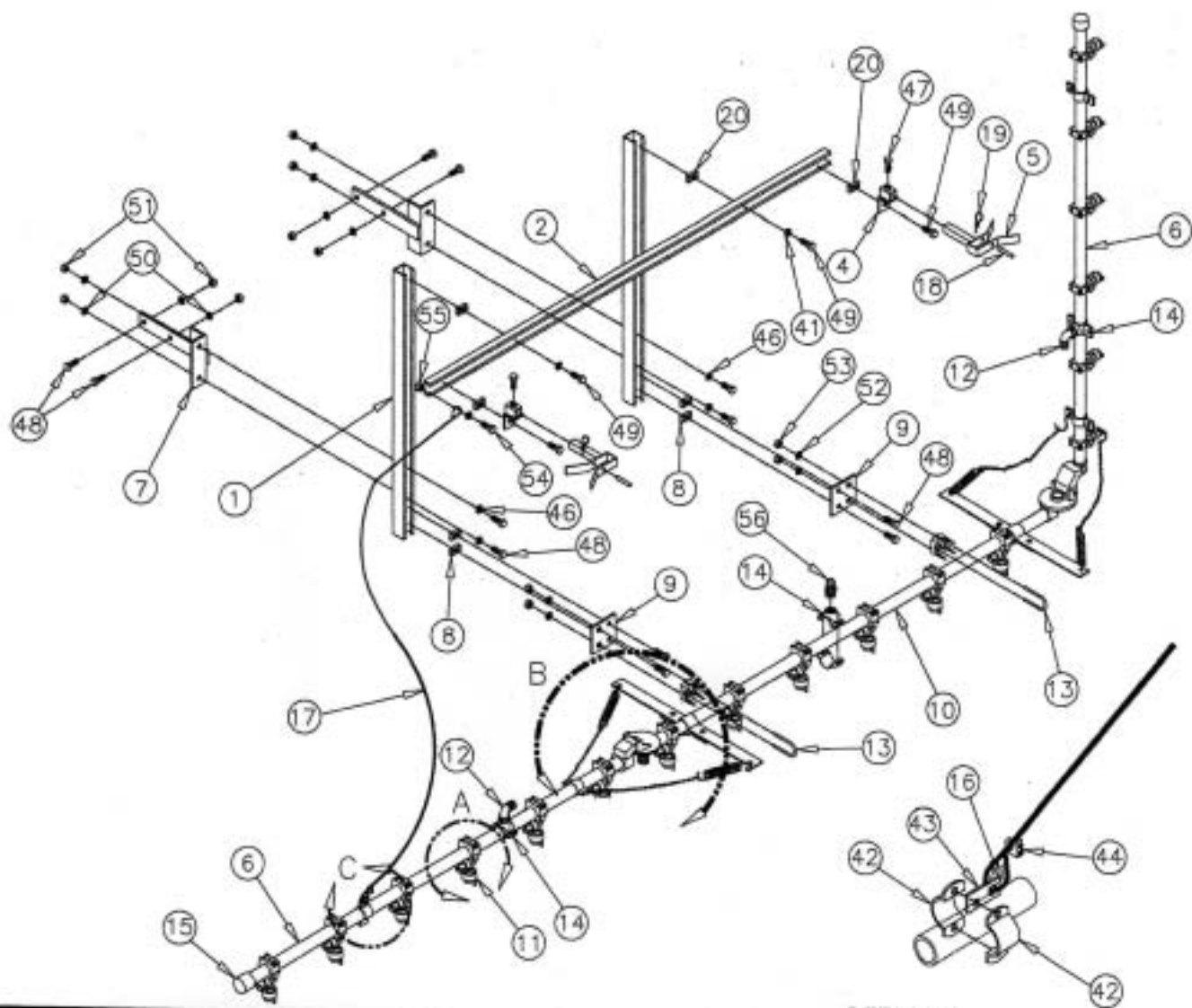
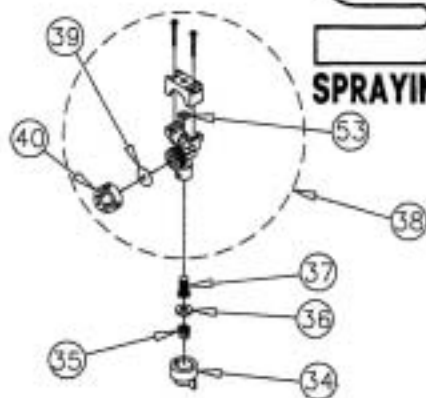
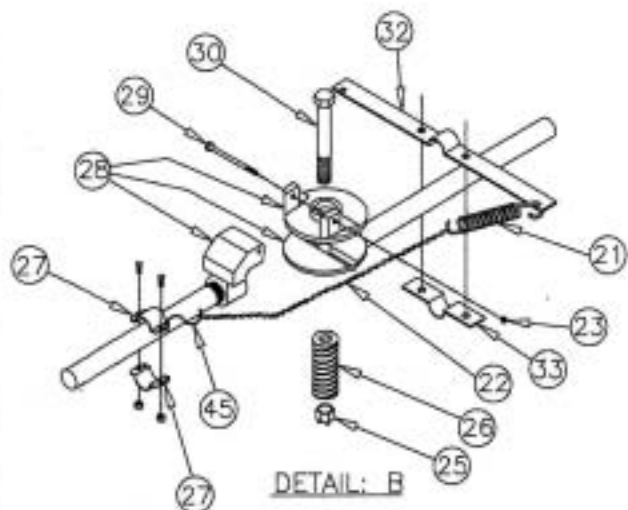


1. Mount Boom Mount Brackets, Item #1, to sprayer frame, using Item #2 (4) 1/2 x 2" Hex Bolts with Hex Nuts and Lock Washers. (Boom brackets can be mounted inside or outside of sprayer frame with angle facing in or out, depending upon model of Sprayer).
2. Using a hoist, lift boom assembly to desired nozzle height. Bolt to closest aligning slots, depending if using single or triple nozzle bodies, or if you have a 10" nozzle spacing boom, using Item #3 (4) 1/2" x 1-1/4" Hex Bolts with Hex Nuts, Flat Washer and Lock Washers.



SDI Turf Boom Mounting Instructions

Instr/RevisionB/7/18/02



DETAIL: C

SDI Economy Wet Spray
Booms 15'/10", 15'/20", 20'/20"

PI137/301jj

SDI Economy Booms

Item Number	Part Number	Description	QTY
		15' Wet Boom, 9 Nozzles on 20" Centers	
		15' Wet Boom, 18 Nozzles on 10" Centers	
		20' Wet Boom, 12 Nozzles on 20" Centers	
1	11-212	Channel Upright	2
2	11-213-60	Cross Member for 15'/10" Spacing & 15'/20" Spacing	1
2	11-213-72	Cross Member for 20'/20" Spacing	1
3	41-105	5/16" Strut Nut	2
4	11-214	Boom Rest Mount	2
5	11-218-1	Boom Rest	2
6	51-555	Right and/or left Boom Pipe for 15'/10" Spacing	2
6	51-556	Right and/or left Boom Pipe for 15'/20" Spacing	2
6	51-574	Right and/or left Boom Pipe for 20'/20" Spacing	2
7	11-215	Boom Mount	2
8	41-110	1/2" Strut Nut, NC	4
9	11-216	Center Section Mounting Plate	2
10	51-547	Center Boom Pipe for 15'/10" Spacing	1
10	51-548	Center Boom Pipe for 15'/20" Spacing	1
10	51-567	Center Boom Pipe for 20'/20" Spacing	1
11	64-397	Spray Tip Assembly for 15'/10" Spacing	18
11	64-397	Spray Tip Assembly for 15'/20" Spacing	9
11	64-397	Spray Tip Assembly for 20'/20" Spacing	12
12	53-092	Elbow Adapter 1/2" FPT x 3/4" HB, Poly	2
13	24-441	Boom Clamp	2
14	52-418	Pipe Saddle, 1/2" MPT, Poly	3
15	52-582	Cap, Threaded	2
16	69-220	Cable Thimble, 3/16"	4
17	69-300	Cable Swag Assembly 60"	2
18	80-105	Locking Pin	2
19	48-301	Hair Pin	2
20	41-106	3/8" Strut Nut	2
21	45-186	Boom Return Spring	4
22	69-305	5" Chain	4
23	41-512	Nylon Lock Nut 5/16" NC	2
25	41-125	Castle Nut 5/8" NF	2
26	45-180	Boom Tension Spring	2
27	64-281	Special Clamp Assembly	2
28	11-285	3 Part Hinge Assembly	1
29	31-112	Boom Hinge Bolt 5/16" NC x 3-1/4"	2
30	35-117	Boom Pivot Bolt 5/8" NF x 4-1/2"	2
31	11-283	Hinge	2
32	11-168	Top Spring Bracket	2
33	11-169	Bottom Spring Bracket	2
34	64-406	Black Cap	1

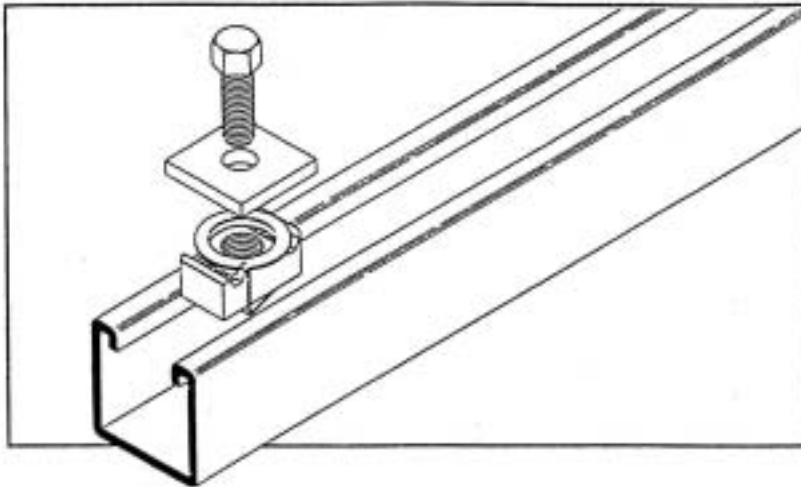
SDI Economy Booms

Item Number	Part Number	Description	QTY
35	64-643	Spray Tip, TP8003VP for 15'/20"	9
35	64-643	Spray Tip, TP8003VP for 15'/20"	9
35	64-643	Spray Tip, TP8003VP for 20'/20"	12
35	64-643	Spray Tip, TP8003VP for 15'/10"	18
36	64-404	Washer for 15'/20"	9
36	64-404	Washer for 20'/20"	12
36	64-404	Washer for 20'/20"	12
37	64-403	Strainer for 15'/20"	9
37	64-403	Strainer for 20'/20"	12
37	64-403	Strainer for 15'/10"	18
38	64-411	Split Eyelet Check Valve for 15'/20"	9
38	64-411	Split Eyelet Check Valve for 20'/20"	12
38	64-411	Split Eyelet Check Valve for 15'/10"	18
39	64-414	Diaphragm for 15'/20"	9
39	64-414	Diaphragm for 20'/20"	12
39	64-414	Diaphragm for 15'/10"	18
40	64-415	Check Valve for 15'/20"	9
40	64-415	Check Valve for 20'/20"	12
40	64-415	Check Valve for 15'/10"	18
41	42-503	Flat Washer 3/8" SS	6
42	64-280	Split Eyelet Clamp	4
43	11-104	Anchor Plate	2
44	24-401	Cable Clamp	2
45	69-238	S-Hook	4
46	42-104	Flat Washer 1/2" SAE, Plated	4
47	31-503	Hex Bolt 5/16" NC x 1" SS	4
48	34-104	Hex Bolt 1/2" NC x 1-1/4" Plated	12
49	32-102	Hex Bolt 3/8" NC x 3/4" SS	2
50	43-104	Lock Washer 1/2" Plated	8
51	41-104	Hex Nut 1/2" NC Plated	8
52	43-105	Lock Washer 5/8" Plated	4
53	64-416	O-Ring, Nozzle Body for 15'/20"	9
53	64-416	O-Ring, Nozzle Body for 20'/20"	12
53	64-416	O-Ring, Nozzle Body for 15'/10"	18
54	32-502	Hex Bolt 3/8" NC x 1" SS	2
55	41-503	Hex Nut 3/8" NC SS	2
56	52-110	Adapter 1/2" FPT X 3/4" HB	1

09/14/01

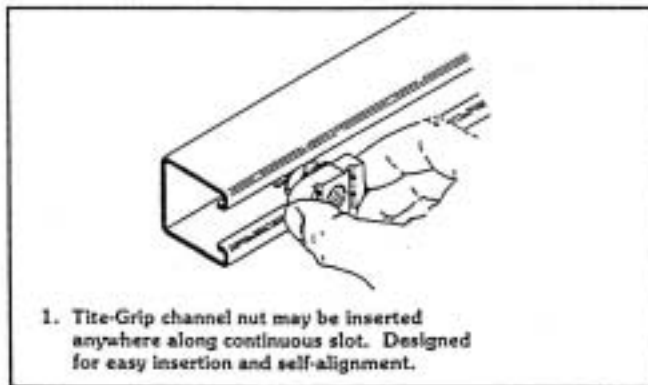
Metal framing support system is designed with many time-saving features. Fully adjustable and reusable, with a complete line of channels, fittings and accessories for multi-purpose applications.

S/D/I
SPRAYING DEVICES INC.

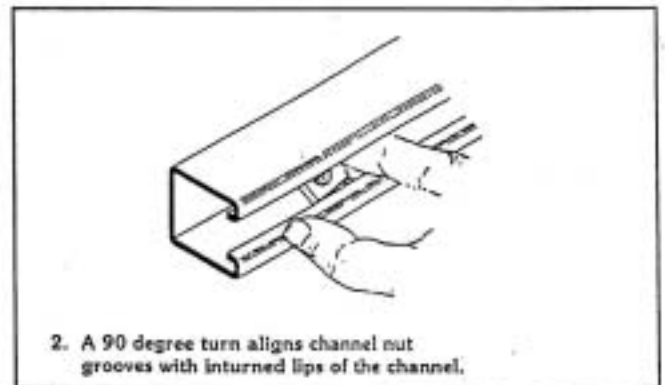


- No Welding
- No Drilling
- Use Your Imagination

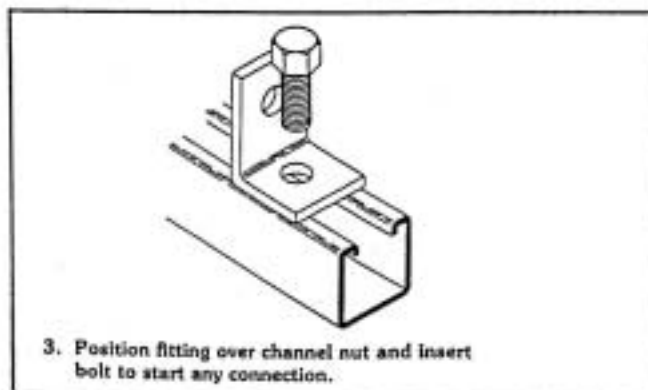
Metal framing installs quickly. There is no need for special tools. All you need is a wrench and hacksaw. Channels and parts can be taken apart for reuse as quickly as they were assembled, yet they provide the strength of welded construction. Eliminating welding and drilling produces substantial savings in time and labor.



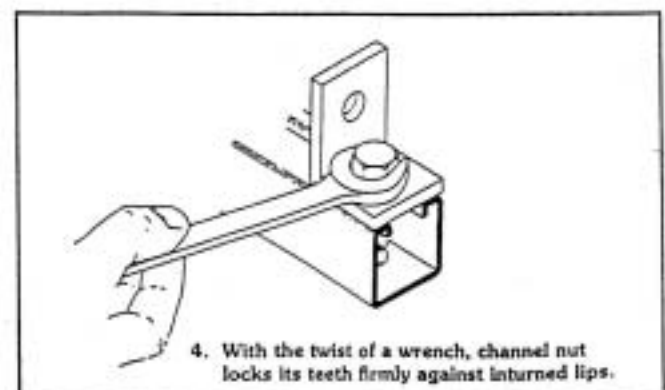
1. Tite-Grip channel nut may be inserted anywhere along continuous slot. Designed for easy insertion and self-alignment.



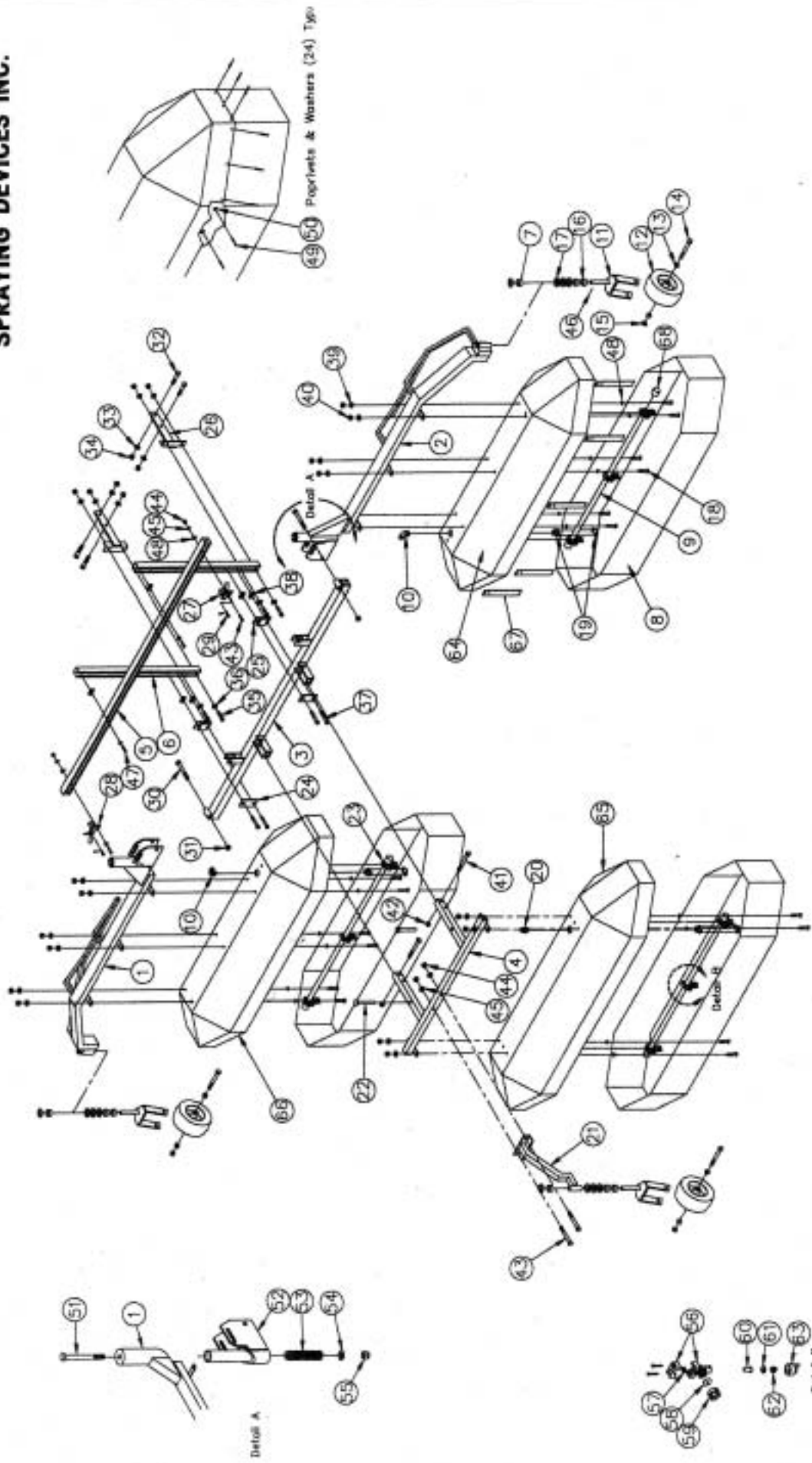
2. A 90 degree turn aligns channel nut grooves with inturned lips of the channel.



3. Position fitting over channel nut and insert bolt to start any connection.



4. With the twist of a wrench, channel nut locks its teeth firmly against inturned lips.



SDI Windbreaker 2000 Boom
Part No. WB2-SB15/20

P1164/300jj

SDI "Windbreaker 2000" Shielded Boom

Item Number	Part Number	Description	QTY
1	11-573	Left Wing Section	1
2	11-572	Right Wing Section	1
3	11-570	Main Center Section	1
4	11-571	Center Section	1
5	11-213-80	80" Cross Member	1
6	11-212-40	Boom Upright/Channel 40" Long	2
7	11-723	Spacer Ring 1/2"	3
8	64-035	10" Wide Vinyl, Black 14'	3
9	51-460	Boom Pipe 42", 15' 20" Spacing, PVC	3
10	53-092	Elbow 1/2 FPT x 3/4" HB 90°	2
11	11-579	Wheel Yoke Assembly	3
12	80-026	Wheel	3
13	11-726	Spacer Axle	6
14	35-121	Hex Bolt 5/8 x 5-1/2" NC	3
15	41-115	Lock Nut 5/8" NC	3
16	11-724	Spacer Ring 3/4"	7
17	42-108SS	Flatwasher 3/4"	6
18	31-504	Hex Bolt 5/16 x 1-1/4" SST	16
19	52-418	Pipe Saddle 1/2" MPT, Poly	3
20	52-110	Adapter 12 FPT x 3/4" HB	1
21	11-574	Center Wheel Bracket	1
22	69-050	Ball Snap Clevis Pin 1/2"	2
23	64-397	Spray Tip Assembly for 15 Ft. Boom, 20" Spacing	9
24	11-311	Center Section Bracket	2
25	11-278	Center Section Clamp	2
26	11-577	Bracket Mount	2
27	11-575R	Right Bracket Boom Rest	1
28	11-575L	Left Bracket Boom Rest	1
29	80-105	Locking Pin	2
30	35-110	Hex Bolt 5/8 NC x 4 Plated	2
31	41-115	Lock Nut 5/8" NC	2
32	34-105	Hex Bolt 1/2 x 1-1/2" Plated	4
33	43-104	Lockwasher 1/2" Plated	8
34	41-104	Hex Nut 1/2" Plated	8
35	34-104	Hex Bolt 1/2 x 1-1/4" Plated	4
36	42-104	Flatwasher 1/2" Plated	8
37	34-114	Hex Bolt 1/2 x 3-3/4"	4
38	41-110	Chennel Nut 1/2"	6
39	43-502	Lockwasher 5/16" SST	16
40	41-502	Hex Nut 5/16" SST	16
41	34-111	Hex Bolt 1/2 x 3"	2
42	41-114	Lock Nut 1/2"	2
43	32-509	Hex Bolt 3/8 x 2-1/2", SST	4

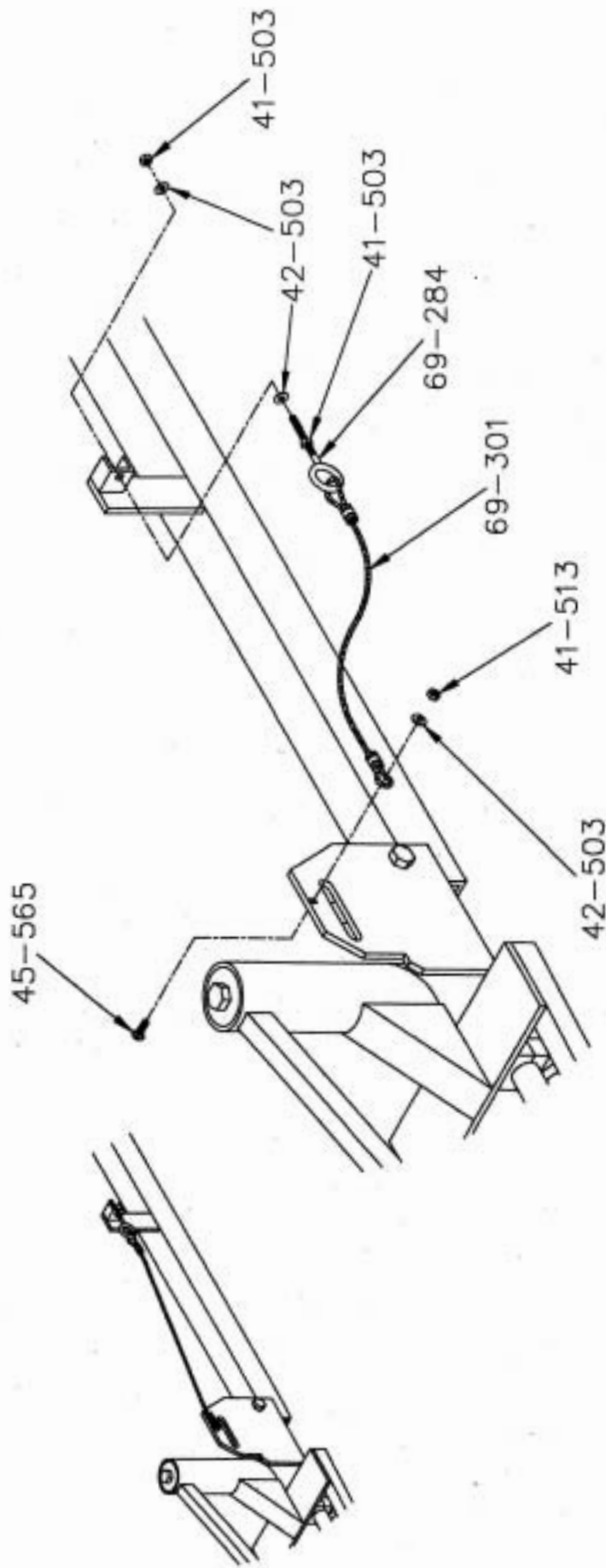
SDI "Windbreaker 2000" Shielded Boom

Item Number	Part Number	Description	QTY
44	41-503	Hex Nut 3/8" SST	4
45	43-503	Lockwasher 3/8" SST	4
46	48-104	Cotter Pin 3/32 x 1-1/4"	3
47	32-102SS	Hex Bolt 3/8 x 3/4" SST	2
48	42-503	Flatwasher 3/8" SST	10
49	45-104	Pop Rivet 1/8" Medium	69
50	42-099	Flatwasher 1/8"	84
51	35-217	Bolt 5/8 x 7"	2
52	11-566	Boom Pivot Assembly	2
53	45-183	Spring	2
54	42-105	Flatwasher 5/8"	2
55	41-115	Lock Nut 5/8"	2
56	64-411	Spolit Eyelet Check Valve	9
57	64-416	Washer	9
58	64-414	Diaphragm	9
59	64-415	Check Valve	9
60	64-403	Strainer Screen	9
61	64-404	Washer	9
62	64-643	Spray Tip TP8003VP, Polymer	9
63	64-406	Black Cap	9
64	*15-703R	Right Shield	1
65	*15-702C	Center Shield	1
66	*15-701L	Left Shield	1
67	64-038	Skirt Stinnerers (5 per shield)	15
68	52-582	Pipe Cap 3/4" Poly (2 per boom pipe)	6
		<i>The following part is not illustrated:</i>	
	11-569	Forward Storage Arm - for use only without actuators - for storage. Each piece is 15" long.	2
		*NOTE: 15-703R, 15-702C and 15-701L are sold with the vinyl skirt, stiffeners and hardware and are assembled complete prior to shipping.	

Installing SDI's new Swag Cable Assembly, #69-301:

Insert carriage bolt #45-565 through back side of hinge plate as shown. Slip crimped end of cable over threaded side of carriage bolt, then use #42-503 3/8" flatwasher; screw on #41-513 3/8" lock nut and tighten.

Take eyebolt side with one #41-503 3/8" nut screwed half-way down the threads of #69-284 eye bolt, slip threaded side through 13/32" hole in channel section of boom. Screw on second 3/8" nut. Fold down boom arm and adjust until boom arm is level and tighten accordingly.

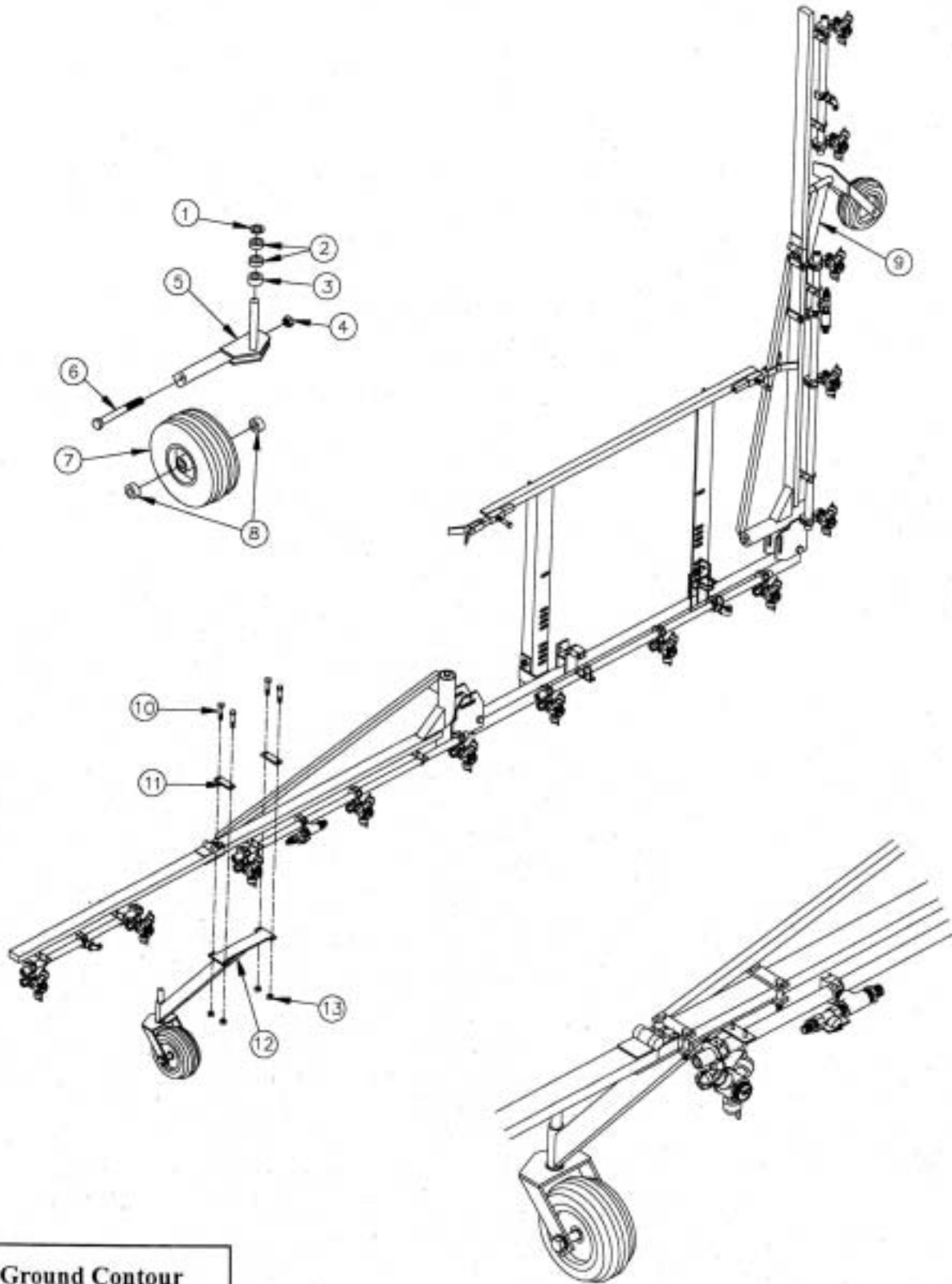


**Installing New Swag Cable Assembly
Part No. 69-301**

SDI
SPRAYING DEVICES INC.

P1182/1100jj

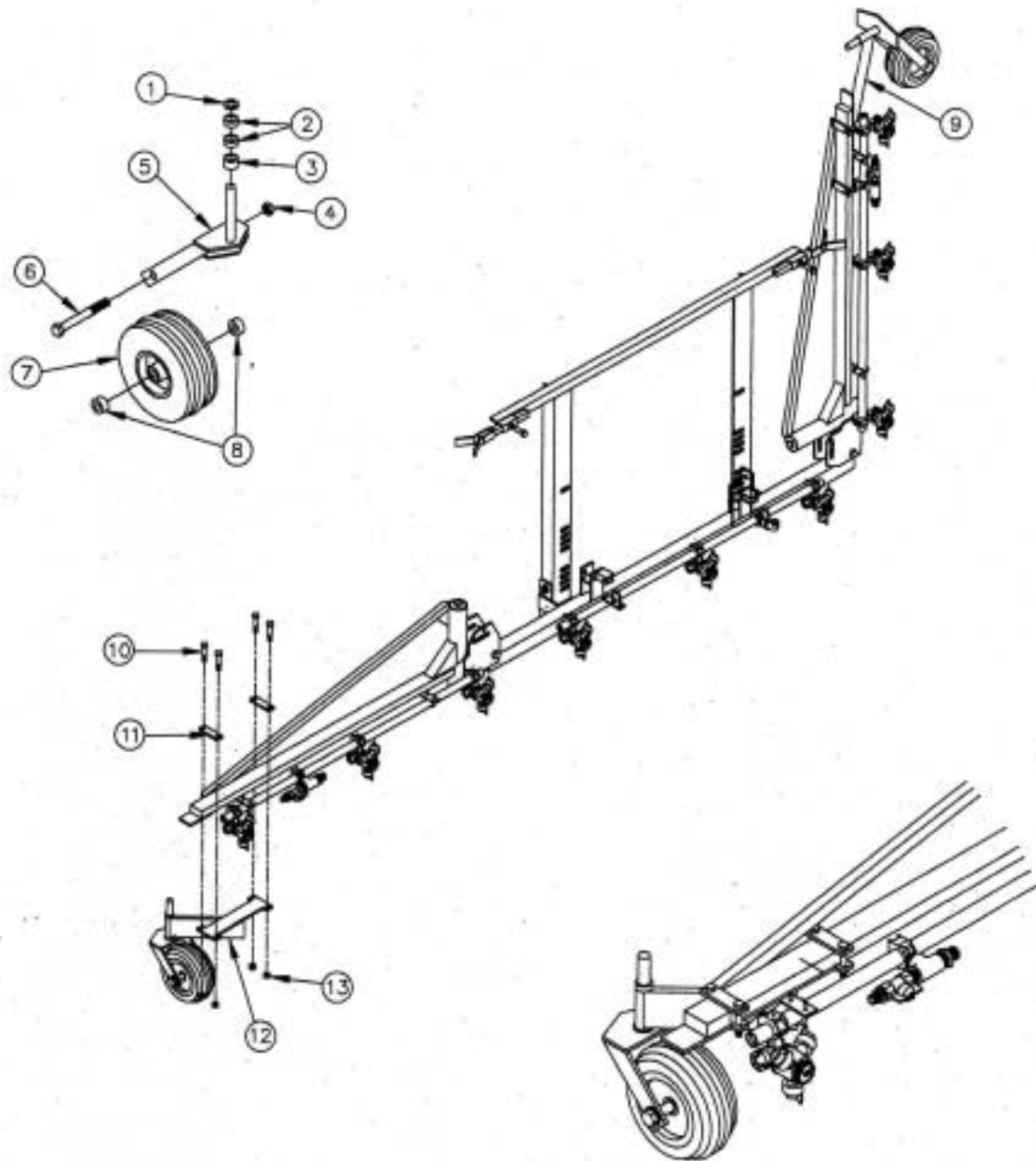
Spraying Devices, Inc., P. O. Box 3107, Visalia, CA. 93278-3107/Telephone (559)SDI-5555, Fax: (559)SDI-5591



**SDIGround Contour
Wheel Kit, GC-OTB20**

SDI Ground Contour Wheel Kit

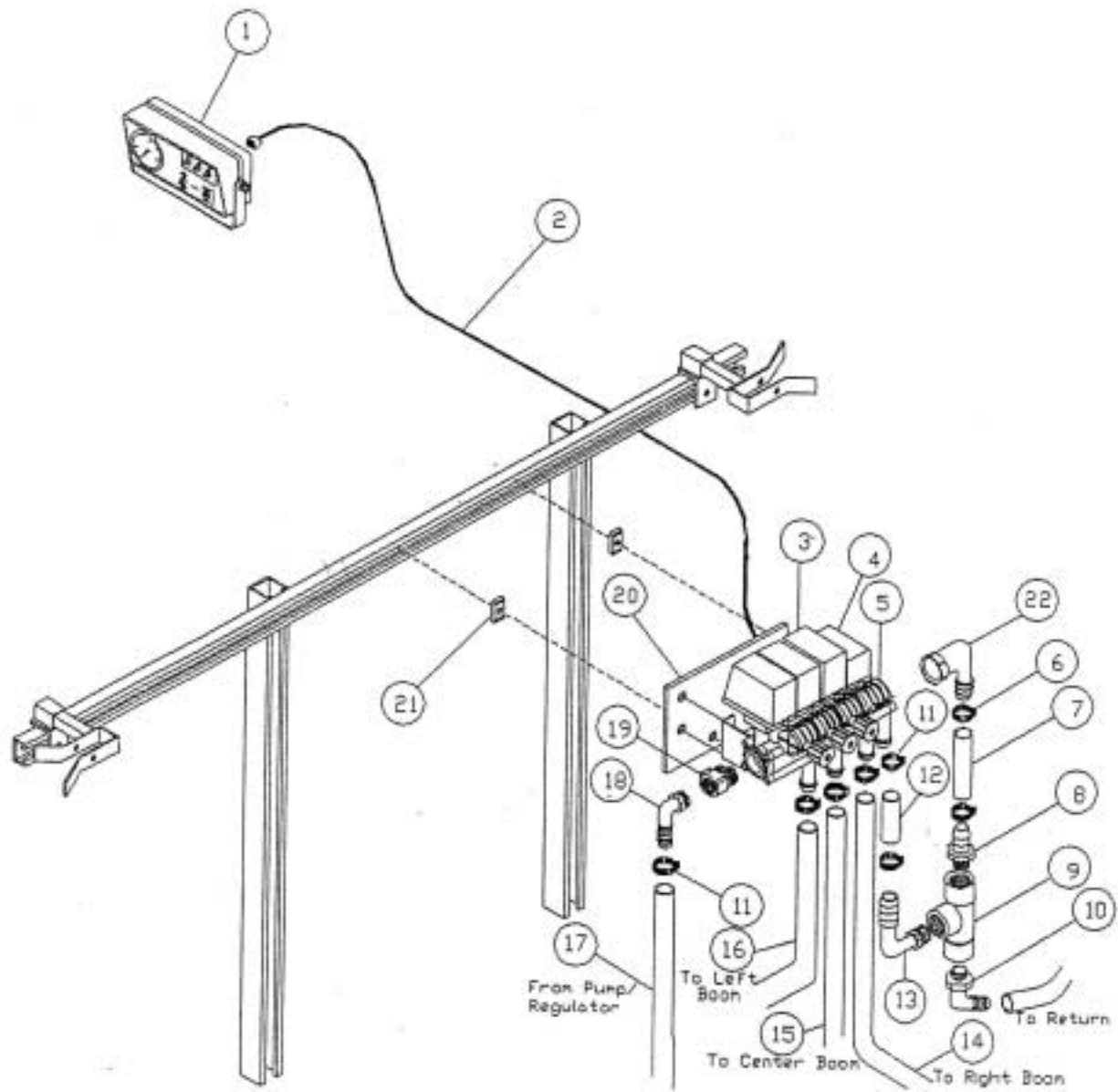
Item Number	Part Number	Description	QTY
	GC-OTB20	Ground Contour Wheel Kit	
1	42-108SS	Flat Washer 3/4", SST	2
2	11-723	Spacer Ring 1/2"	4
3	11-724	Spacer Ring 3/4"	2
4	41-115	Lock Nut 5/8"	2
5	11-722	Wheel Yoke Assembly	2
6	35-121	Hex Bolt 5/8 x 5-1/2"	2
7	80-026	Wheel	2
8	11-726	Axle Spacer	4
9	11-877R	Right Wheel Mount, OTB15/20 and OTB21/20	1
10	32-507	Hex Bolt 3/8 x 2", SST	8
11	11-879	Wheel Mounting Bracket, OTB	4
12	11-877L	Left Wheel Mount, OTB15/20 and OTB21/20	1
13	41-513	Lock Nut 3/8", SST	8



**SDI Ground Contour
Wheel Kit, GC-OTB10**

SDI Ground Contour Wheel Kit

Item Number	Part Number	Description	QTY
	GC-OTB10	Ground Contour Wheel Kit	
1	42-108SS	Flat Washer 3/4", SST	2
2	11-723	Spacer Ring 1/2"	4
3	11-724	Spacer Ring 3/4"	2
4	41-115	Lock Nut 5/8"	2
5	11-722	Wheel Yoke Assembly	2
6	35-121	Hex Bolt 5/8 x 5-1/2"	2
7	80-026	Wheel	2
8	11-726	Axle Spacer	4
9	11-880R	Right Wheel Mount, OTB15/10	1
10	32-507	Hex Bolt 3/8 x 2", SST	8
11	11-879	Wheel Mounting Bracket, OTB	4
12	11-880L	Left Wheel Mount, OTB15/10	1
13	41-513	Lock Nut 3/8", SST	8
<p>Note: (1) 11-880R Right Wheel Mount for OTB15/10 (Not Shown)</p>			

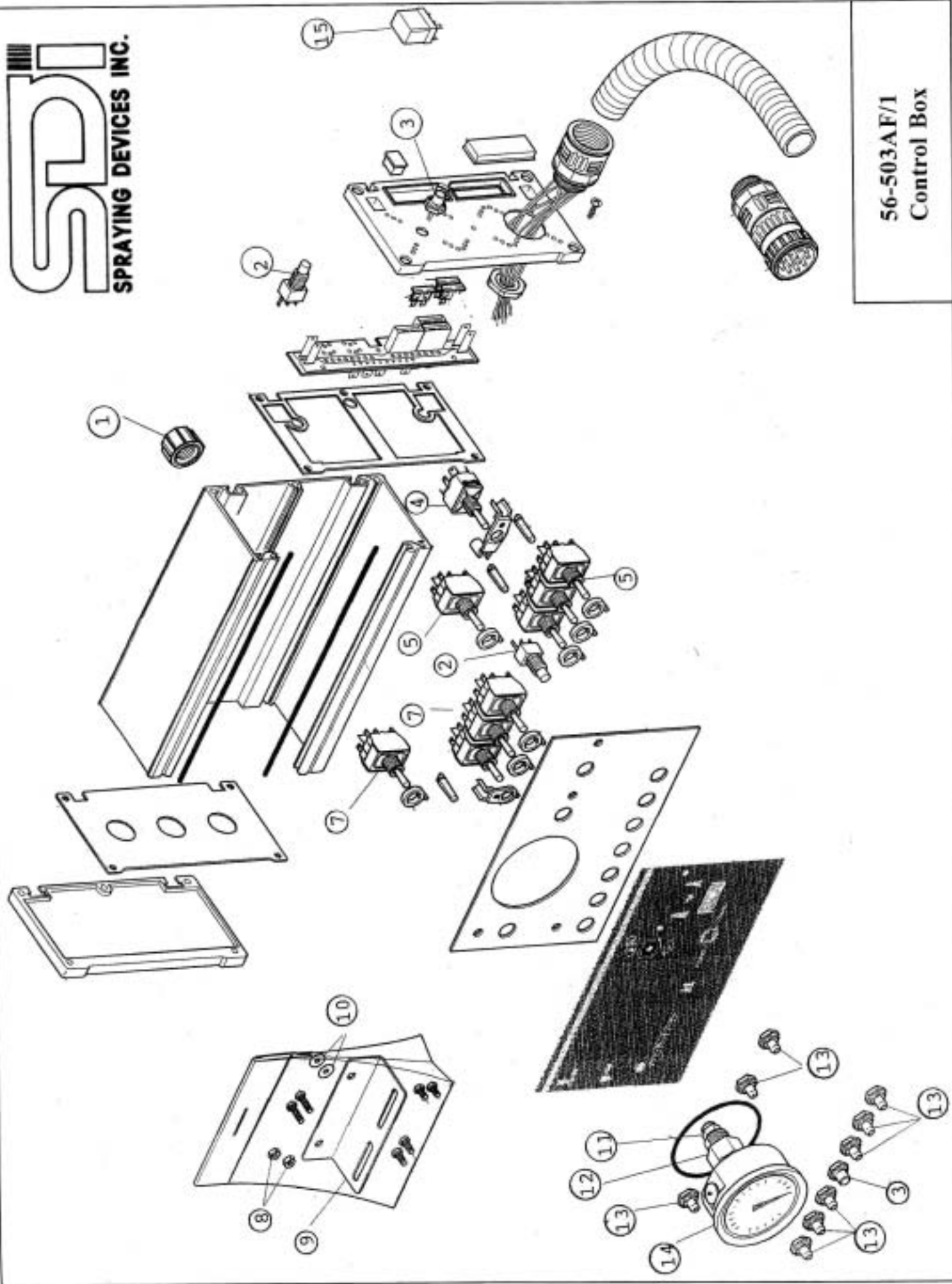


**SDI Motorized Boom
Valve Controls, Part
EC-VMAFS**

P11107/1197eh

Motorized Boom Valve Controls

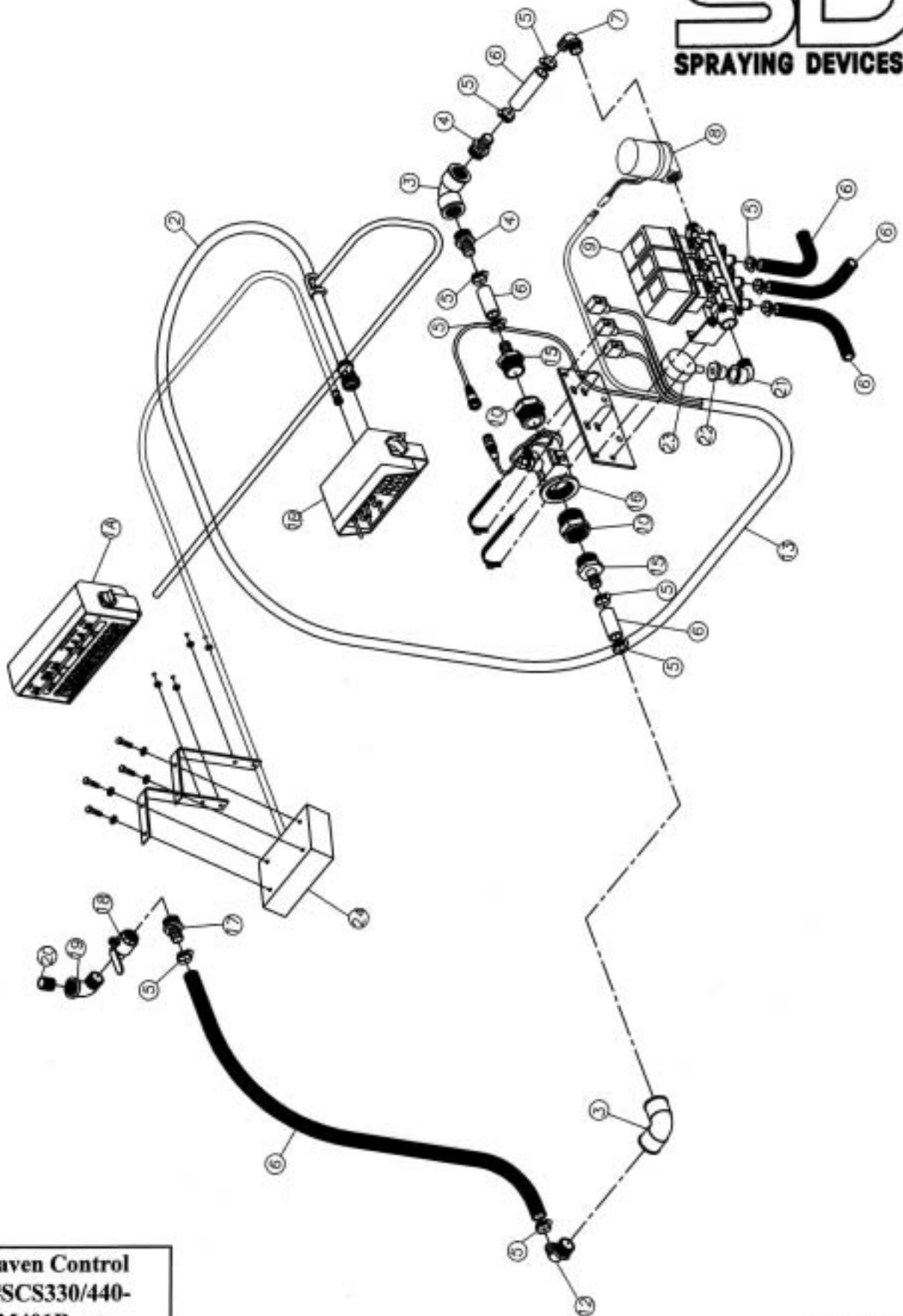
Item Number	Part Number	Description	QTY
	EC-VMAFS	Vehicle Mounted Motorized Boom Valve Controls	
1	56-503AF	Control Box	1
2	56-504AF	Wire Harness	1
3	56-500	Three Motorized Valves	1
4	56-200	Regulating Valve	1
5	56-502	Manifold	1
6	24-116	Hose Clamp #16	6
7	21-938	Hose 1" ID, Per Foot	Specify
8	53-435	Adapter 1 MPT x 1" HB, Poly	1
9	53-826	Tee 1" NPT, Poly	1
10	52-120	Elbow 1 MPT x 1" HB, Poly	2
11	24-112	Hose Clamp #12	10
12	21-930	Hose 3/4" ID, Per Foot	Specify
13	52-119	Elbow 1 MPT x 3/4" HB, Poly	1
14	*21-930	Hose 3/4" ID, Right Boom, Per Foot	Specify
15	*21-930	Hose 3/4" ID, Center Boom, Per Foot	Specify
16	*21-930	Hose 3/4" ID, Left Boom, Per Foot	Specify
17	*21-930	Hose 3/4" ID, Pump, Per Foot	Specify
18	52-112	Elbow 3/4 MPT x 3/4" HB, Poly	1
19	56-2152	Adapter 3/4 MPT x 3/4 MPT x 1/8" Port	1
20	11-639	Mounting Plate	1
21	41-106	Strut Nut 3/8"	2
22	56-511	Fly Nut Assembly	1
		<i>The following items are not illustrated:</i>	
	11-021	Control Arm	1
	11-022	Control Stand	1
	11-023	Control Stand Clamp	1
	21-938	Hose 1" ID, Per Foot	Specify
	*21-930	25' of hose included - cut to lengths as needed.	



56-503AF/1
Control Box

56-503AF/1 Control Box

Item Number	Part Number	Description	QTY
1	61-527	Reducer 1/4 x 1/2"	1
2	61-531	Main Power Switch/Dual Foamer Switch	2
3	61-517	Main Powr Boot	2
4	61-260	On/Off Switch	1
5	61-515	Boom Lift Pressure Switch	4
7	61-500	On/Off Boom Switch	4
8	61-106	Nut	2
9	61-525	Mounting Bracket	1
10	61-118	Washer	2
11	61-528	Tubing Connector 1/8"	1
12	61-535	Long Pressure Gauge Adapter	1
13	61-516	Switch Boot Toggle Switch	9
14	56-509	Liquid Pressure Gauge 0-100 PSI	1
15	61-530	Relay 12C 3A	1

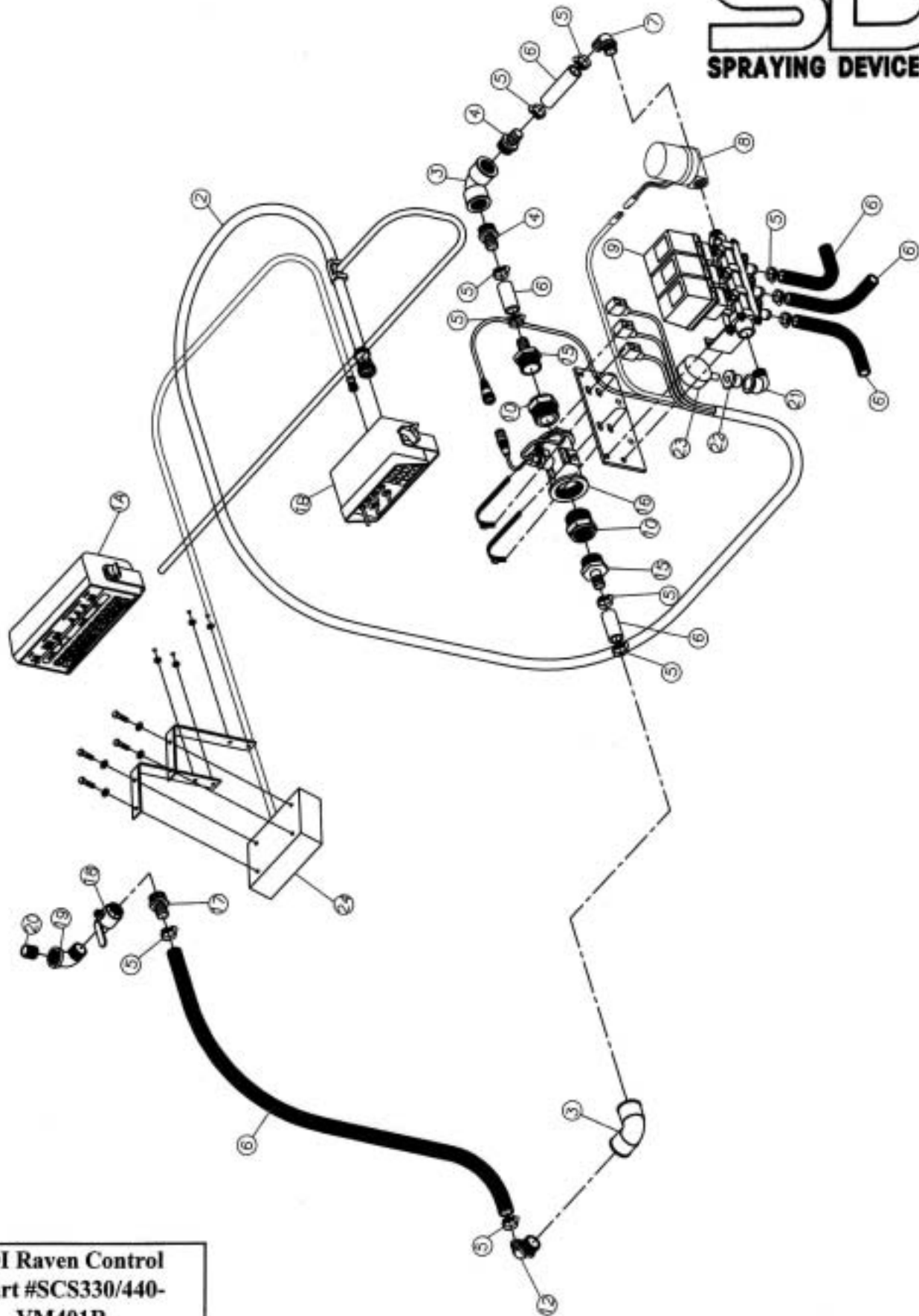


SDI Raven Control
Part #SCS330/440-
TM401R

PI285/1104jj

Raven Controls, #SCS330-TM401R & SCS440-TM401R

Item Number	Part Number	Description	QTY
1A	30-102S	Control Console SCS440-TM401R	1
1B	30-101	Control Console SCS330-TM401R	1
2	30-205	10 Ft. Wire Harness Assembly	1
3	52-282	Elbow 1" NPT, Poly	2
4	53-434	Adapter 1 MPT x 3/4" HB, Poly	3
5	24-110	Hose Clamp #10	14
6	21-930	Hose, 3/4" ID, Per Foot	Specify
7	52-112	Elbow Adapter 3/4 MPT x 3/4" HB, Poly	2
8	30-100	Control Valve	1
9	56-302	Motorized Valve Assembly	1
10	53-803	Bushing 1-1/2 x 1-1/3", Poly	2
11	24-136	Hose Clamp #36	2
12	52-119	Elbow Adapter 1 MPT x 3/4" HB, Poly	1
13	30-206	12 Ft Wire Harness Extension	1
14	11-230	Mounting Plate	1
15	53-439	Adapter 1-1/4 MPT x 3/4" HB, Poly	2
16	30-199	Flow Meter	1
17	53-134	Adapter 3/4 MPT x 3/4" HB, Poly	2
18	60-324	Ball Valve 3/4", FPT	1
19	50-510SS	Street Elbow 3/4" x 90°, SST	1
20	51-501SS	Close Nipple 3/4", SST	1
21	53-813	Street Elbow 3/4" x 90°, Poly	1
22	50-560SS	Bushing 1/4 x 4", SST	1
23	27-100	Liquid Filled Gauge 0-100 PSI	1
24	81-822	Raven Radar Gun W/Mounting Hardware	1
		<i>Not Illustrated:</i>	
	11-088	Hose Hanger	2



SDI Raven Control
Part #SCS330/440-
VM401R

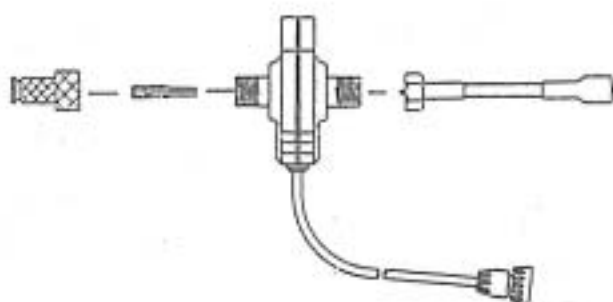
PI285/1104jj

Raven Controls, #SCS330-VM401R & SCS440-VM401R

Item Number	Part Number	Description	QTY
1A	30-102S	Control Console SCS440-VM401R	1
1B	30-101	Control Console SCS330-VM401R	1
2	30-205	10 Ft. Wire Harness Assembly	1
3	52-282	Elbow 1" NPT, Poly	2
4	53-434	Adapter 1 MPT x 3/4" HB, Poly	3
5	24-110	Hose Clamp #10	14
6	21-930	Hose, 3/4" ID, Per Foot	Specify
7	52-112	Elbow Adapter 3/4 MPT x 3/4" HB, Poly	2
8	30-100	Control Valve	1
9	56-302	Motorized Valve Assembly	1
10	53-803	Bushing 1-1/2 x 1-1/3", Poly	2
11	24-136	Hose Clamp #36	2
12	52-119	Elbow Adapter 1 MPT x 3/4" HB, Poly	1
14	11-230	Mounting Plate	1
15	53-439	Adapter 1-1/4 MPT x 3/4" HB, Poly	2
16	30-199	Flow Meter	1
17	53-134	Adapter 3/4 MPT x 3/4" HB, Poly	2
18	60-324	Ball Valve 3/4", FPT	1
19	50-510SS	Street Elbow 3/4" x 90°, SST	1
20	51-501SS	Close Nipple 3/4", SST	1
21	53-813	Street Elbow 3/4" x 90°, Poly	1
22	50-560SS	Bushing 1/4 x 4", SST	1
23	27-100	Liquid Filled Gauge 0-100 PSI	1
24	81-822	Raven Radar Gun W/Mounting Hardware	1
		<i>Not Illustrated:</i>	
	11-088	Hose Hanger	2

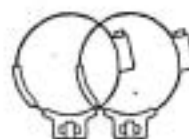
SPEEDOMETER DRIVE SPEED SENSOR

#063-0159-634



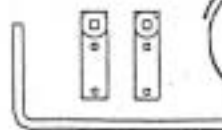
DRIVE SHAFT SPEED SENSOR

#063-0159-730



WHEEL DRIVE SPEED SENSOR

#063-0159-484



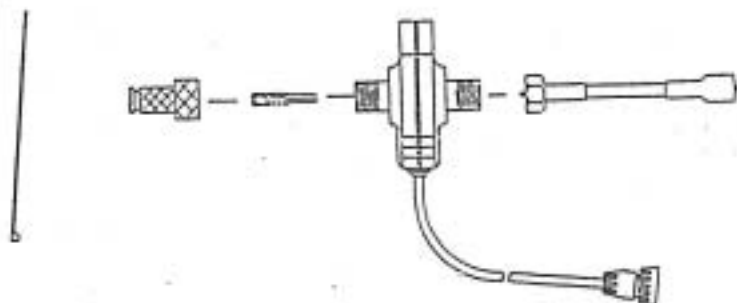
SDI /Speed Sensors
Models: 063-0159-634/730 & 484

P173/597

SPEEDOMETER DRIVE SPEED SENSOR

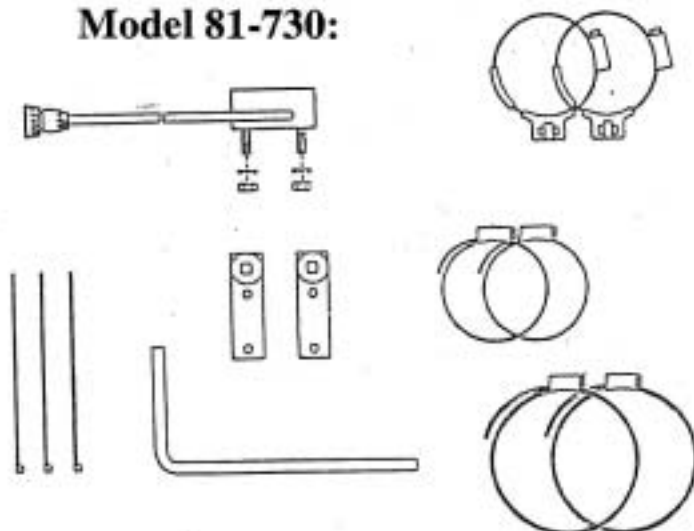
Model 81-634:

SDI
SPRAYING DEVICES INC.



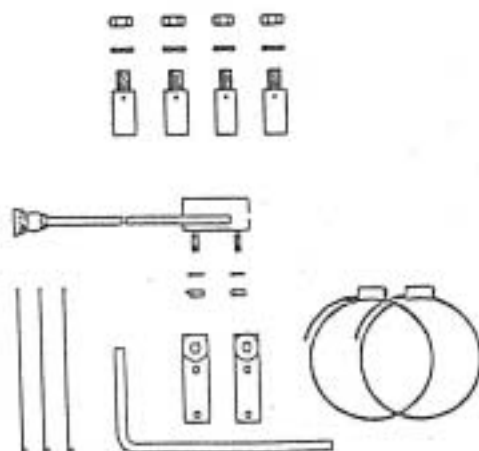
DRIVE SHAFT SPEED SENSOR

Model 81-730:



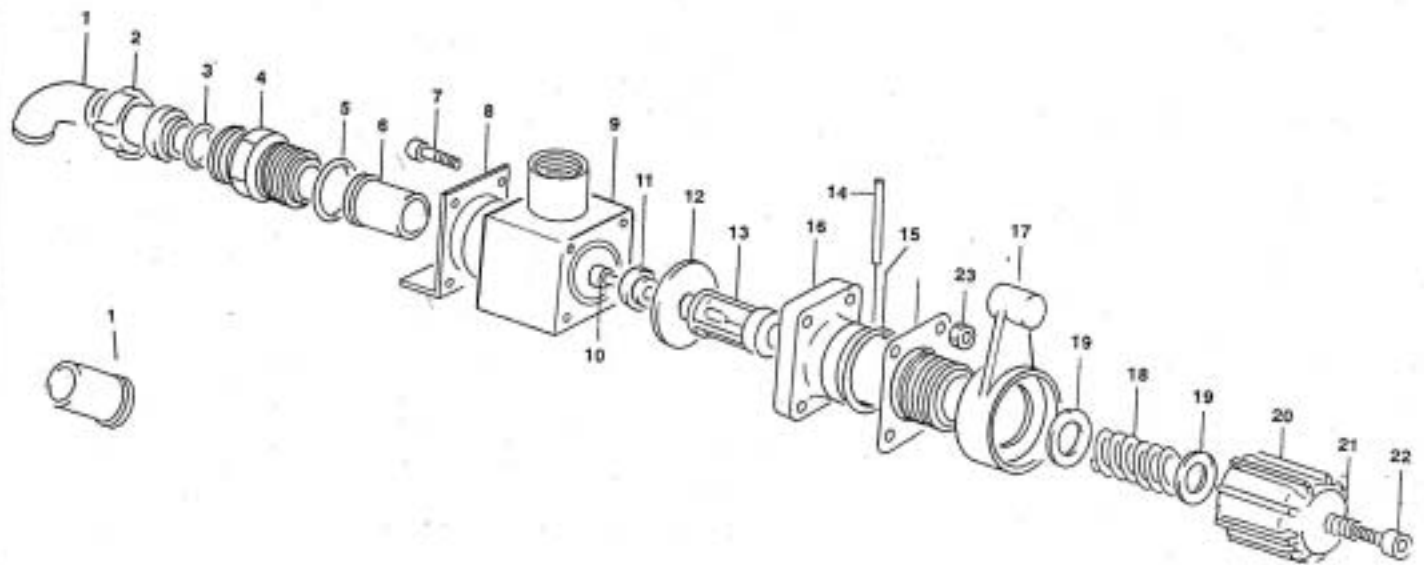
WHEEL DRIVE SPEED SENSOR

Model 81-484:



**SDI Speed Sensors, Models
81-634/81-730/81-484**

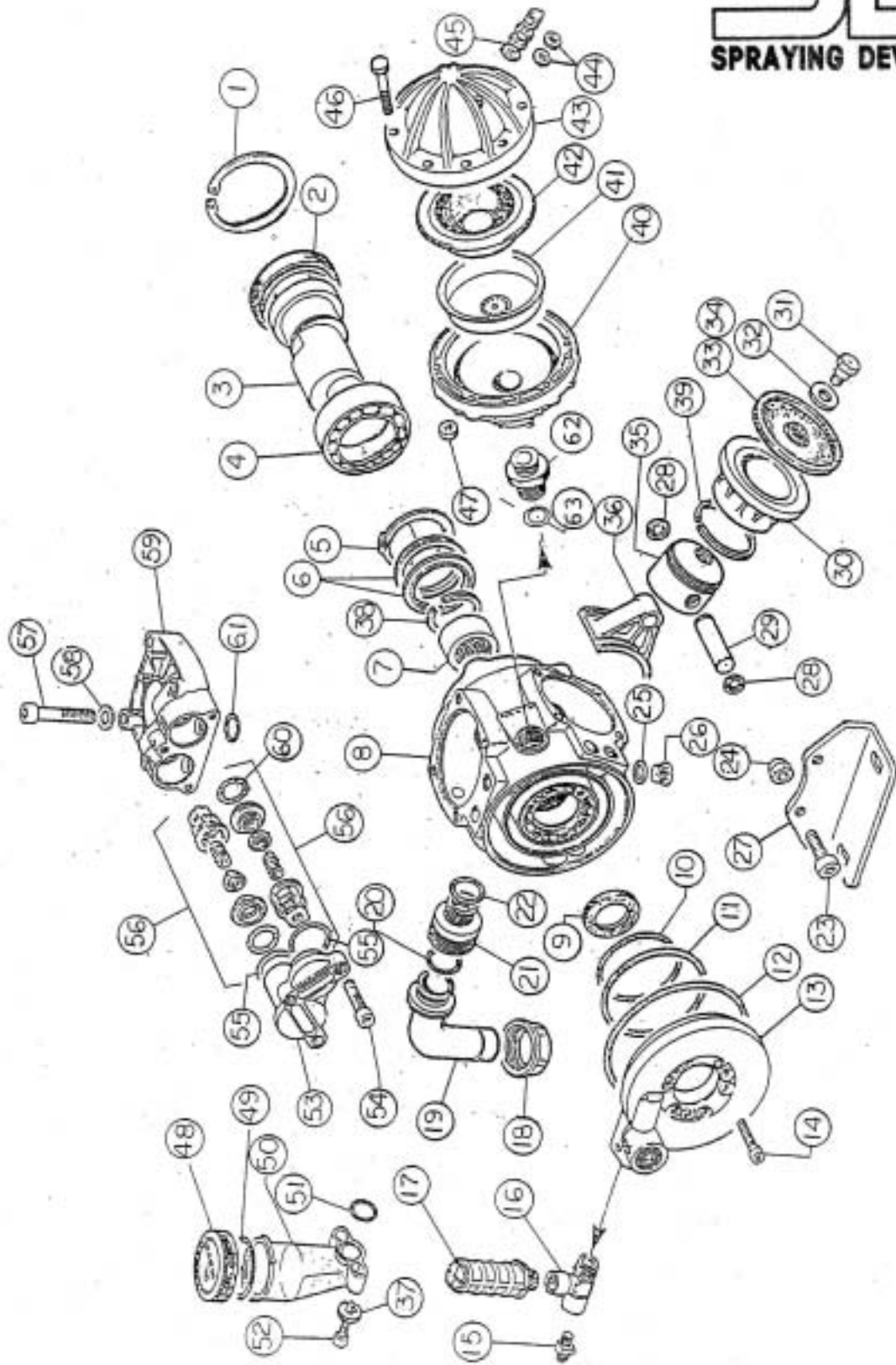
PI73/597



**Pressure Regulating
Valves #78-800 & 78-830**

Pressure Regulating Valve

Item Number	Part Number	Description	QTY
	78-800	Valve Assy, Pressure Relief, 300 PSI	1
	78-830	Valve Assy, Pressure Relief, 600 PSI	1
1	78-801	.Elbow	1
1	78-826	.Fitting Straight	1
2	78-802	.Nut	1
3	78-803	.O-Ring	1
4	78-804	.Coupling	1
5	*78-805	.O-ring	1
6	*78-806	.Valve	1
7	78-807	.Screw, Cap	4
8	78-808	.Frame	1
9	78-809	.Body, Valve	1
10	78-810	.Screw	1
11	*78-811	.Seat, Valve	1
12	*78-812	.Diaphragm	1
13	78-813	.Block, Sliding	1
14	78-814	.Pin	1
15	*78-815	.O-Ring	1
16	78-816	.Body, Valve	1
17	78-817	.Lever, Pressure Adjusting	1
18	78-818	.Spring, 300PSI	1
18	78-824	.Spring, 600PSI	1
19	78-819	.Washer	2
20	78-820	.Knob	1
21	78-821	.Spring	1
22	78-822	.Screw	1
23	78-823	.Nut	1
24	78-825	.Backing Plate	1
	78-829	.Repair Kit - Consists of all "*" parts.	1



**SDI Diaphragm
Pump, Model No. 78-0020**

SDI Diaphragm Pump Model 78-0020

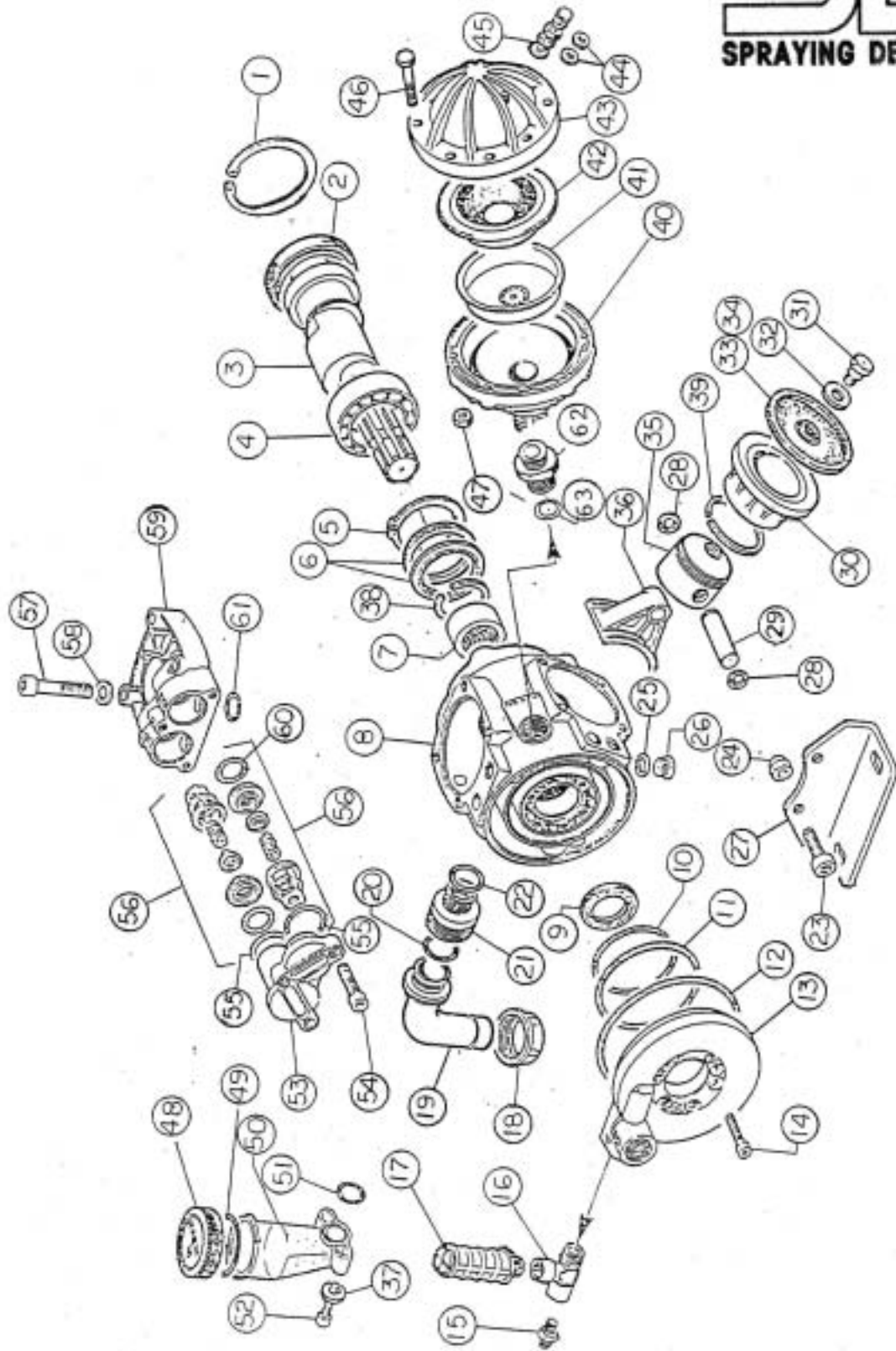
Item Number	Part Number	Description	QTY
	78-0020	Pump Assy, SDI 20 Gallon Diaphragm	
1	78-021	.Snap Ring	1
2	78-022	.Seal, Oil	1
3	78-023	.Crankshaft (78-020, AP70)	1
3A	78-091	.Crankshaft (78-0020, APS71)	1
3B	78-090	.Crankshaft W/Splined Extension (78-0020AP)	1
4	78-024	.Bearing	1
5	78-025	.Snap Ring	1
6	78-026	.Retaining Ring	2
7	78-027	.Bearing	1
8	78-028	.Case, Pump	1
9	78-029	.Seal, Oil	1
10	78-030	.O-Ring	1
11	78-031	.O-Ring	!
12	78-032	.O-Ring	1
13	78-033	.Flange, Discharge	1
14	78-034	.Socket Head Cap Screw	15
15	50-380	.Plug, 3/8" NPT	1
16	78-036	.Tee Fitting	1
17	78-037	.Valve Assy, Safety	1
18	78-038	.Nut, Connector	1
19	78-039	.Elbow, Suction	1
20	78-815	.O-Ring	1
21	78-041	.Adapter	1
22	78-042	.O-Ring	1
23	78-043	.Screw	2
24	78-089	.Hex Nut	4
25	78-431	.Gasket	1
26	78-046	.Plug	1
27	78-047	.Mount, Pump	2
28	78-048	.Snap Ring	6
29	78-049	.Pin, Wrist	3
30	78-050	.Cylinder Sleeve (78-020, AP70)	3
30A	78-439	.Cylinder Sleeve (78-0020, APS71)	3
31	78-051	.Shoulder Screw	3
32	78-052	.Disc Washer (78-020, AP70)	3
32A	78-145	.Disc Washer (78-0020, APS71)	3
33	78-053	.Diaphragm - Buna (78-020, AP70)	3
33A	78-440	.Diaphragm - Buna (78-0020, APS71)	3
34	78-054	.Diaphragm - Viton (Optional) (78-020, AP70)	3
34A	78-440V	.Diaphragm - Viton (Optional) (78-0020, APS71),	3
35	78-055	.Piston - No-Ring (78-020, AP70)	3
35A	78-437	.Piston W/Ring (78-0020, APS71)	3

Rev. 5-6-98

SDI Diaphragm Pump Model 78-0020

Item Number	Part Number	Description	QTY
36	78-056	.Connecting Rods/Set of 3	1 Set
37	78-333	.Flat Washer	2
38	78-085	..Spacer Ring	1
39	78-438	..Piston Ring	3
40	78-060	..Body, Accumulator	1
41	78-061	..Support, Diaphragm	1
42	78-062	..Diaphragm, Accumulator	1
43	78-063	..Cover	1
44	78-064	..Gasket, Air Valve	2
45	78-065	..Valve Assy, Air	1
46	78-066	..Bolt	8
47	78-067	..Nut, 8mm	8
48	78-068	.Cap, Oil	1
49	78-069	.O-Ring	1
50	78-070	.Tube, Oil Sight	1
51	78-071	.O-Ring	1
52	78-072	.Screw, Sockethead	2
53	78-073	.Cover, Valve	3
55	78-075	.O-Ring (78-020, AP70)	6
55A	78-414	.O-Ring (78-0020, APS71)	6
56	78-076	.Valve Assy	6
57	78-424	.Socket Head Cap Screw (78-020, AP70)	12
57A	78-424	.Socket Head Cap Screw (78-0020, APS71)	12
58	78-084	.Washer, Flat	8
59	78-083	.Chamber, Valve (78-020, AP70)	3
59A	78-421	.Chamber, Valve (78-0020, APS71)	3
60	78-081	..O-Ring	6
61	78-082	.O-Ring (78-020, AP70)	6
61A	78-805	.O-Ring (78-0020, APS71)	6
62	78-059	.Nipple	1
63	78-058	.O-Ring	1

Rev. 7-16-04



SDI Diaphragm Pump
Model No. 78-0020AP

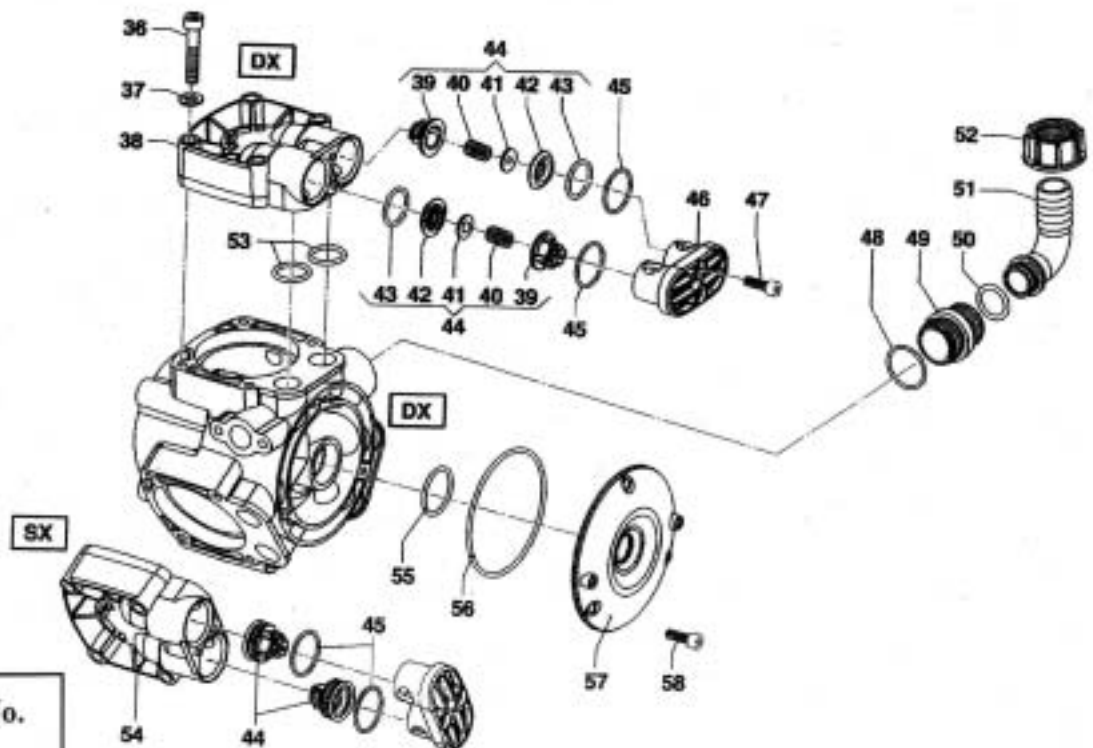
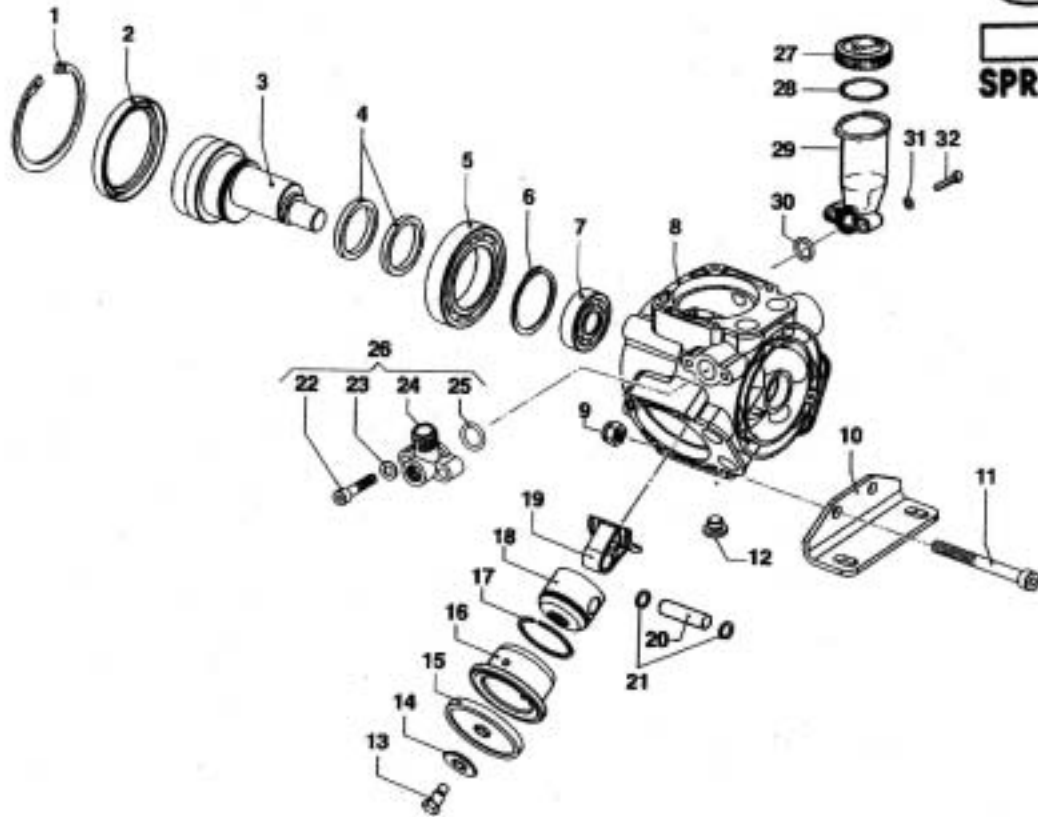
P182/704j

SDI Diaphragm Pump Model 78-0020AP

Item Number	Part Number	Description	QTY
	78-0020AP	Pump Assy, SDI 20 Gallon Diaphragm	
1	78-021	.Snap Ring	1
2	78-022	.Seal, Oil	1
3	78-090	.Crankshaft W/Splined Extension	1
4	78-024	.Bearing	1
5	78-025	.Snap Ring	1
6	78-026	.Spacer	2
7	78-027	.Bearing	1
8	78-028	.Case, Pump	1
9	78-029	.Seal, Oil	1
10	78-030	.O-Ring	1
11	78-031	.O-Ring	1
12	78-032	.O-Ring	1
13	78-033	.Flange, Discharge	1
14	78-034	.Screw	15
15	50-380	.Plug	1
16	78-036	.Tee	1
17	78-037	.Valve Assy, Safety	1
18	78-038	.Nut, Connector	1
19	78-039	.Elbow, Suction	1
20	78-815	.O-Ring	1
21	78-041	.Adapter	1
22	78-042	.O-Ring	1
23	78-043	.Screw	12
24	78-089	.Hex Nut	4
25	78-431	.Gasket	1
26	78-046	.Plug	1
27	78-047	.Mount, Pump	1
28	78-048	.Snap Ring	6
29	78-049	.Pin, Wrist	3
30	78-439	.Piston Sleeve	3
31	78-051	.Screw	3
32	78-052	.Washer	3
33	78-440	.Diaphragm - Buna	1
34	78-440V	.Diaphragm - Viton (Optional)	1
35	78-055	.Piston	3
36	78-056	.Rod, Connecting	3
37	78-333	.Flat Washer	1
38	78-085	..Spacer Ring	1
39	78-438	..Piston Ring	1
40	78-060	..Body, Accumulator	1

SDI Diaphragm Pump Model 78-0020AP

Item Number	Part Number	Description	QTY
41	78-061	..Support, Diaphragm	1
42	78-062	..Diaphragm, Accumulator	1
43	78-063	..Cover	1
44	78-064	..Gasket, Air Valve	2
45	78-065	..Valve Assy, Air	1
46	78-066	..Bolt	8
47	78-067	..Nut, 8mm	8
48	78-068	.Cap, Oil	1
49	78-069	.O-Ring	1
50	78-070	.Tube, Oil Sight	1
51	78-071	.O-Ring	1
52	78-072	.Screw, Sockethead	2
53	78-073	.Cover, Valve	3
54	78-034	.Screw, Sockethead	15
55	78-414	.O-Ring	6
56	78-076	.Valve Assy	6
57	78-424	.Bolt, Sockethead	12
58	78-084	.Washer, Flat	8
59	78-083	.Chamber, Valve	3
60	78-081	..O-Ring	6
61	78-082	.O-Ring	6
62	78-059	.Nipple	1
63	78-058	.O-Ring	1



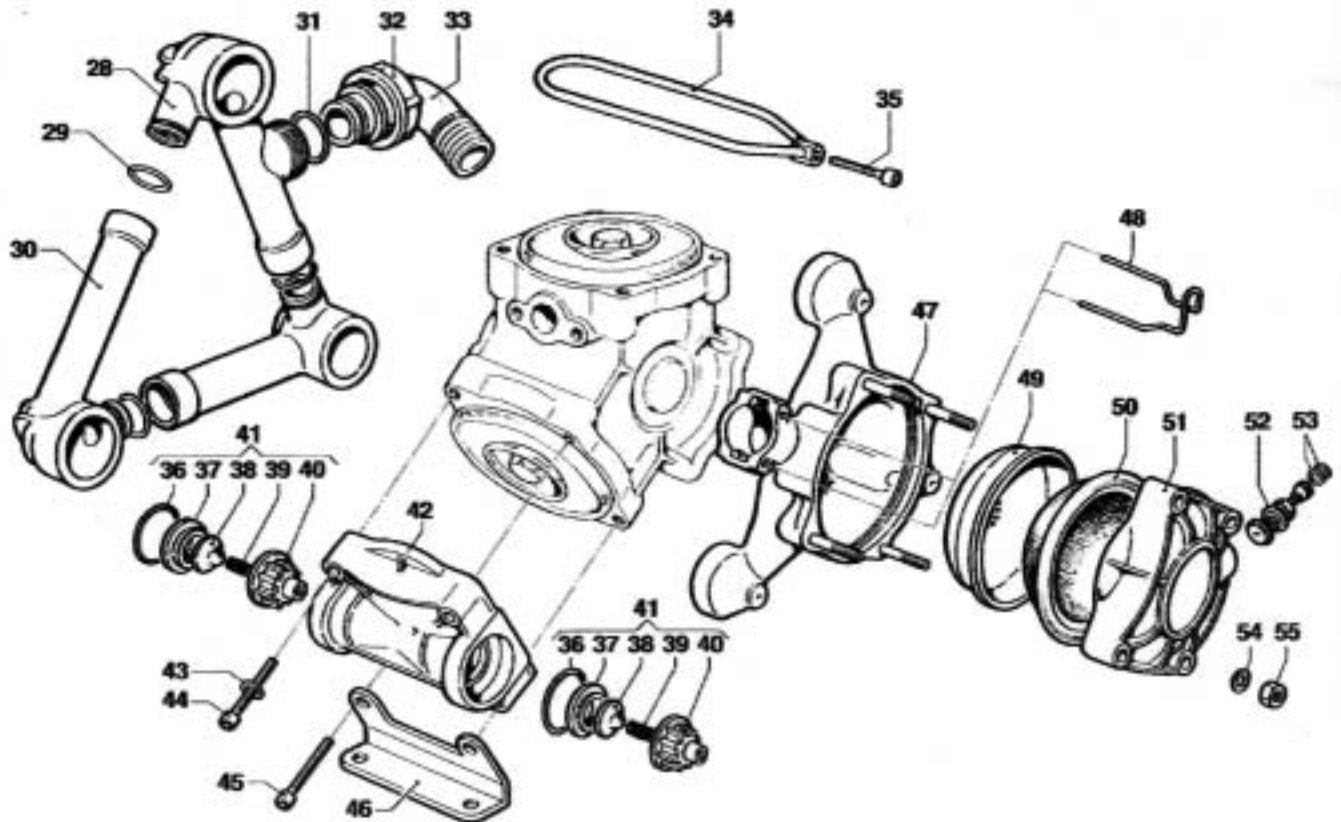
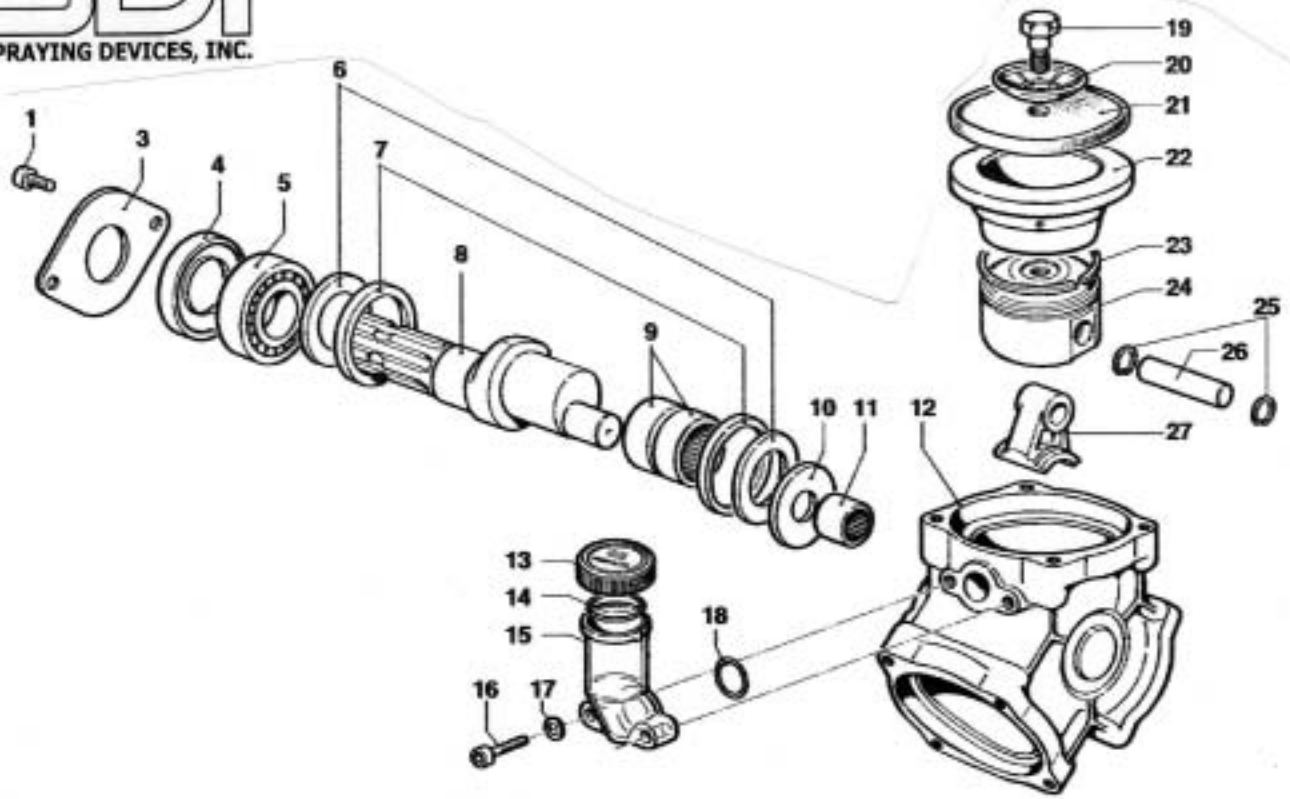
SDI Pump, Model No.
78-00111

SDI Diaphragm Pump Model 78-00111

Item Number	Part Number	Description	QTY
1	78-021	Retaining Clip	1
2	78-022	Oil Seal	1
3	78-901	Shaft	1
4	78-902	Connecting Rod Ring	3
5	78-024	Bearing	1
6	78-025	Retaining Clip	1
7	78-903	Bearing	1
8	78-904	Crank Case	1
9	78-905	Nut	2
10	78-906	Feet	2
11	78-907	Screw	2
12	78-908	Oil Plug	1
13	78-306	Screw	3
14	78-305	Disc	3
15	78-304	Diaphragm	3
16	78-909	Piston Sleeve	3
17	78-562	Compression Ring	3
18	78-911	Piston	3
19	78-912	Connecting Rod	3
20	78-913	Connecting Rod Pin	3
21	78-048	Retaining Clip	6
22	78-914	Screw	2
23	78-333	Washer	2
25	78-915	O-Ring	1
26	78-916	3/4" Pump Outlet	1
27	78-068	Cap	1
28	78-069	O-Ring	1
29	78-070	Oil Cup	1
30	78-071	O-Ring	1
31	78-333	Washer	2
32	78-072	Screw	2
36	78-919	Screw	12
37	78-333	Washer	12
38	78-920	Right Manifold	2
39	78-921	Valve Cage	6
40	78-922	Spring	6
41	78-923	Valve Plug	6
42	78-924	Valve Seat	6
43	78-925	O-Ring	6
44	78-926	Valve Assembly	6
45	78-927	O-Ring	6
46	78-928	Plug	3
47	78-929	Screw	12

SDI Diaphragm Pump Model 78-00111

Item Number	Part Number	Description	QTY
48	78-941	O-Ring	1
49	78-930	Nipple	1
50	78-931	O-Ring	1
51	78-932	Hose Barb	1
52	78-933	Wing Nut	1
53	78-931	O-Ring	6
54	78-935	Left Manifold	1
55	78-936	O-Ring	1
56	78-433	O-Ring	1
57	78-937	Flange	1
58	78-929	Screw	3
	78-940	Repair Kit, <i>Includes the following:</i>	
	78-144	Diaphragm	3
	78-926	Valve	6
	78-927	O-Ring	6
	78-934	O-Ring	6



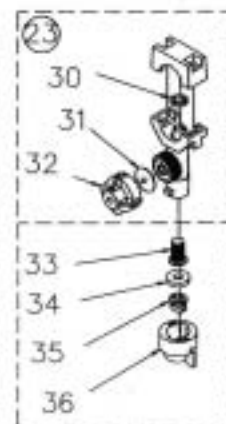
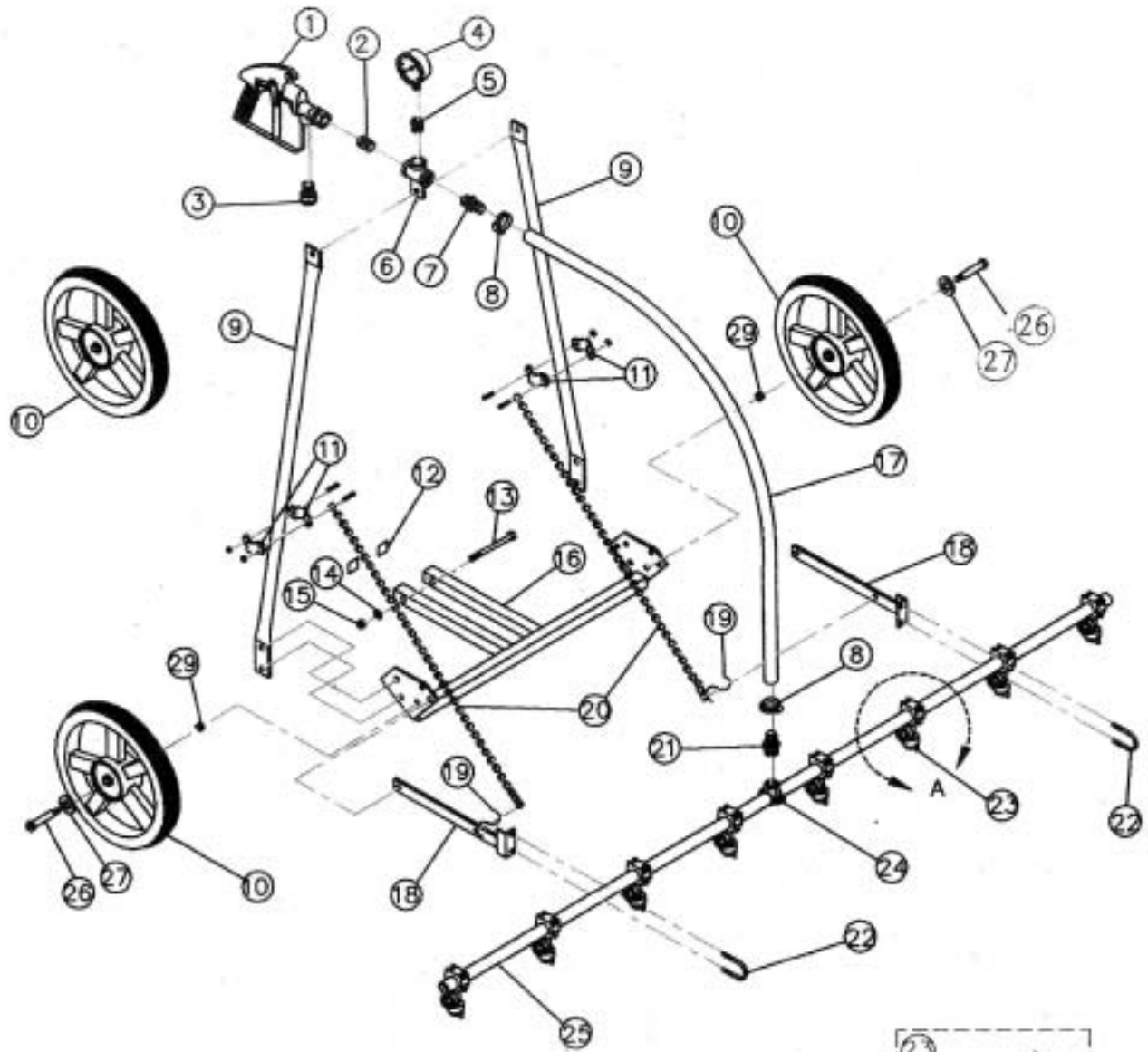
SDI Diaphragm Pump
 Part # 78-0030

SDI Diaphragm Pump Model 78-0030

Item Number	Part Number	Description	QTY
1	78-661	Screw	2
3	78-662	Flange	1
4	78-663	Oil Seal	1
5	78-664	Ball Bearing	1
6	78-134	Connecting Rod Washer	2
7	78-133	Connecting Rod Ring	2
8	78-665	Shaft 1-3/8 Splined	1
9	78-137	Roller Bearing	2
10	78-138	Connecting Rod Washer	1
11	78-139	Roller Bearing	1
12	78-101	Pump Crankcase	1
13	78-068	Oil Fil Cap Cover	1
14	78-069	O-ring	1
15	78-096	Oil Cup	1
16	78-914	Screw	2
17	78-666	Washer 8.4 x 15 x 1.6m	2
18	78-309	O-ring	1
19	78-051	Screw	3
20	78-667	Disc	3
21	78-304	Diaphragm	3
22	78-668	Piston Sleeve	3
23	78-669	Piston Compression Ring	3
24	78-670	Piston	3
25	78-143	Rod Pin Retainer	6
26	78-142	Connecting Rod Pin	3
27	78-140	Connecting Rod Assembly	1
28	78-671	Suction Tube	1
29	78-805	O-ring	3
30	78-672	Manifold Tube	2
31	78-815	O-ring	1
32	78-038	Wing Nut	1
33	78-673	Suction Elbow 1-1/2"	1
34	78-112	U-Bolt	3
35	78-681	Screw	3
36	78-674	O-ring	6
37	68-675	Valve Seat	6
38	78-796	Valve	6
39	78-795	Spring	6
40	78-676	Valve Cage	6
41	78-125	Discharge Suction Valve Assembly	6
42	78-677	Pump Manifold Head	3
43	78-084	Washer	7
44	78-678	Screw	8

SDI Diaphragm Pump Model 78-0030

Item Number	Part Number	Description	QTY
45	78-678	Screw	4
46	78-679	Pump Mount Kit	2
47	78-103	Pressure Accumulator	1
48	78-301	Retaining Clip	1
49	78-061	Diaphragm Support	1
50	78-062	Diaphragm	1
51	78-680	Pressure Accumulator Head	1
52	78-065	Valve	1
53	78-064	Gasket	2
54	78-084	Washer	4
55	78-682	Nut	4
	78-155Kit	Repair Kit Includes Item 14, 21, 29, 31, 41 and 50 <i>Not Illustrated: Part #78-365 - Hydraulic Flange</i>	

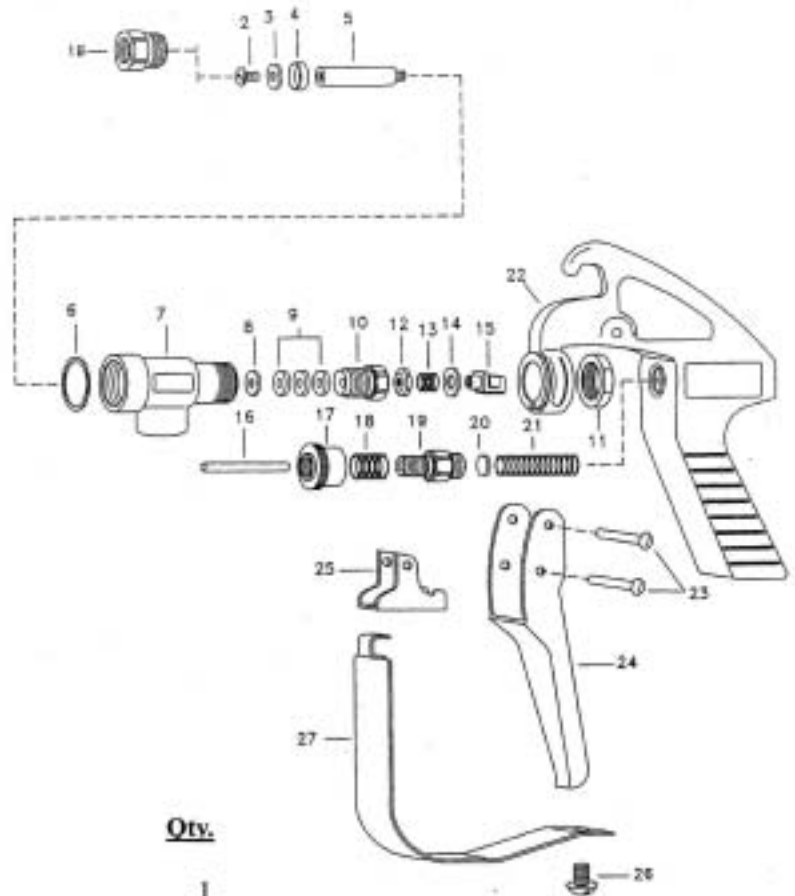


Detail A

SDI Walking Boom
 Model WB6.5/10

Walking Boom Assembly WB6.5/10

Item Number	Part Number	Description	QTY
	WB6.5/10	Walking Spray Boom	
1	64-043	Trigger Gun	1
2	51-401B	Close Nipple 1/2", Brass	1
3	55-104	Swivel Adapter 1/2 MPT x 3/4" FGHT	1
4	27-100	Pressure Gauge 0-100 PSI	1
5	50-460B	Bushing 1/2 x 1/4", Brass	1
6	11-071	Tee Bracket	1
7	53-093	Adapter 1/2 MPT x 3/4" HB	1
8	24-110	Hose Clamp #10	2
9	11-072	Tubing Frame	2
10	80-029	5-Spoke Wheel 12-1/2 x 1/2" Bore	3
11	64-280	Split Eyelet Clamp	4
12	52-588	End Cap 1" Sq.	2
13	34-119	Hex Bolt 1/2 x 5"	1
14	42-104	Flatwasher 1/2"	1
15	41-514	Lock Nut 1/2"	1
16	11-069	Frame	1
17	21-093	Hose 3/4" ID, 200 PSI, Per Foot	Specify
18	11-073-1	Mounting Bracket, Tube to Axle	2
19	69-238	S-Hook	2
20	69-316	Sash Chain, 16"	2
21	52-110	Adapter 1/2 FPT x 3/4" HB	1
22	47-103	U-Bolt	2
23	64-411	Spray Nozzle	8
24	52-418	Pipe Saddle Assembly, Poly	1
25	51-672	Boom Tube	1
26	48-047	Shoulder Bolt 1/2 x 2-1/4"	2
27	42-104	Flatwasher 1/2"	2
29	41-513	Lock Nut 3/8" SST	2
30	64-416	O-Ring	8
31	64-414	Diaphragm	8
32	64-415	Check Valve	8
33	64-403	Strainer Screen	8
34	64-404	Gasket	8
35	64-523	Tip, XR8003VK	8
36	64-406	Black Cap	8



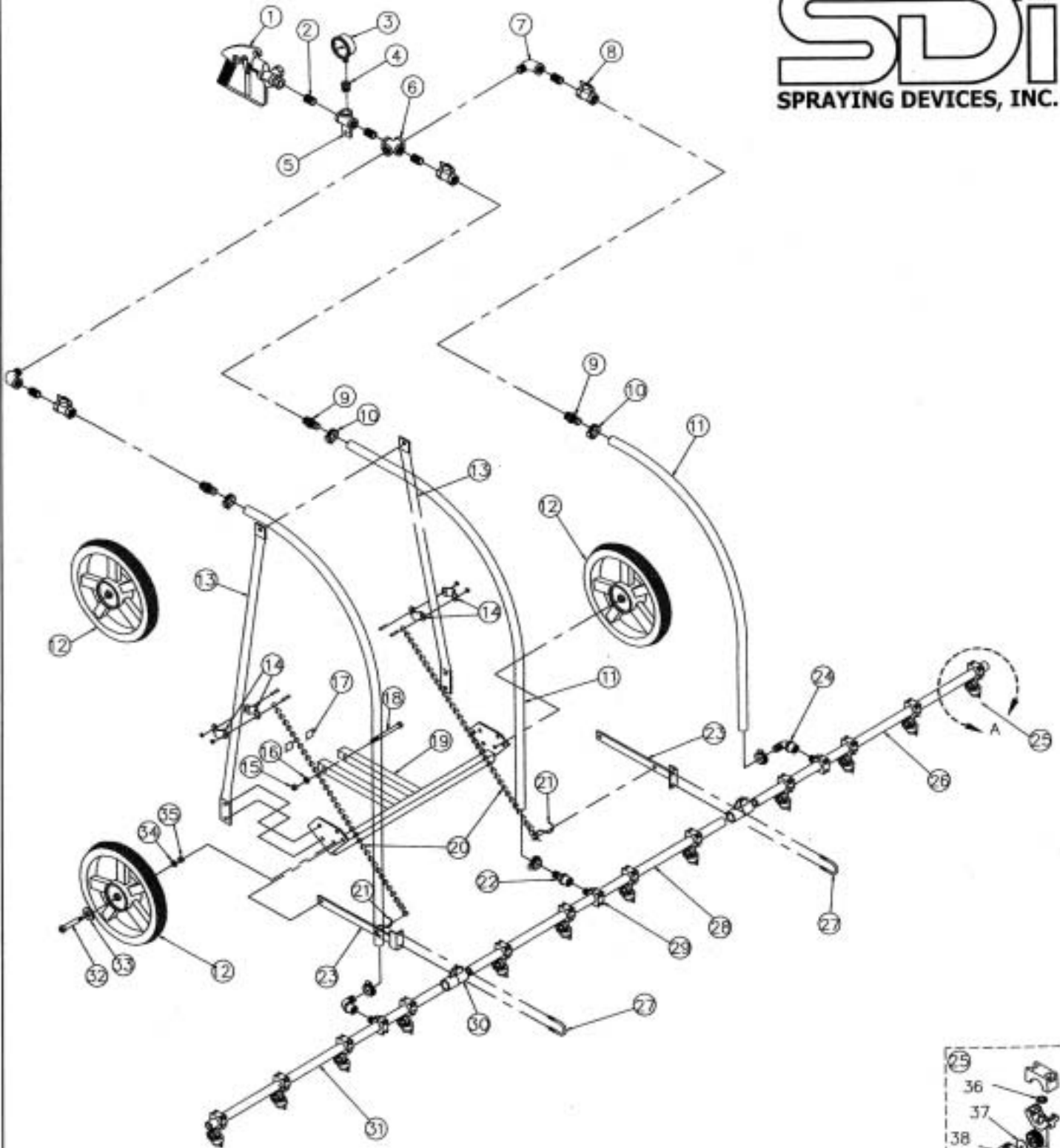
Item No.	Part No.	Description	Qty.
1B	64-6866-1/2	#43C 1/2 Pipe Adapter	1
●2	N/A	32 x 3/8" Screw, Stainless Steel	6
●3	N/A	Teflon Seat Plate	1
●4	N/A	Seat Holder, Brass or Aluminum	1
●5	N/A	Stainless Steel Stem, Type 416	1
**6	Z-CP7079AL	Aluminum Adapter Gasket	1
7	64-873	Inlet Body, Brass or Aluminum	1
**8	Z-CP6601302SS	Packing Washer Type 302 Stainless Steel	1
●9	N/A	Leather Packing	3
**10	Z-CP19237	Packing Screw, Brass or Aluminum	1
**11	Z-CP6599	Lock Nut, Zinc Plated, Brass or Steel	1
●12	N/A	Washer, Stainless Steel, Type 302	1
●13	N/A	Trigger Stop Spring, Stainless Steel	1
●14	N/A	Washer, Steel, Zinc Plated	1
**15	Z-CP6597INP	Steel Trigger Guide, Nickel Plated	1
**16	Z-CP6591SS	Stainless Steel Spring Stud	1
**17	Z-6589IZP	Steel Stop Adj Nut, Zinc Plated	1
**18	Z-CP6594SS	Spring for Stop Adj Nut, SST	1
**19	Z-CP6588IZP	Steel Spring Screw, Zinc Plated	1
**20	Z-CP6592302SS	Spring Guide Washer Type 302 SST	1
**21	Z-CP65931SS	Stainless Steel Main Spring for 43-L	1
**22	Z-CP144771AL	Aluminum Handle Body	1
**23	Z-CP7623IZP	Steel Rivet, Zinc Plated	2
**24	Z-CP6509INP	Steel Trigger, Nickel Plated	1
**25	Z-CP6510INP	Steel Trigger Stop, Nickel Plated	1
**26	Z-CP11757INP	Steel Screw, Nickel Plated	1
**27	Z-CP13798INP	Steel Trigger Guard, Nickel Plated	1

● Indicates parts available only in Repair Kit
SDI Part #64-567


**Indicates parts available by special order only and are non-returnable-delivery time approximately 10 working days after receipt of order.

**SDI Brass Spray Gun
for Walking Spray Boom
Part #64-043**

P112/5/06jh



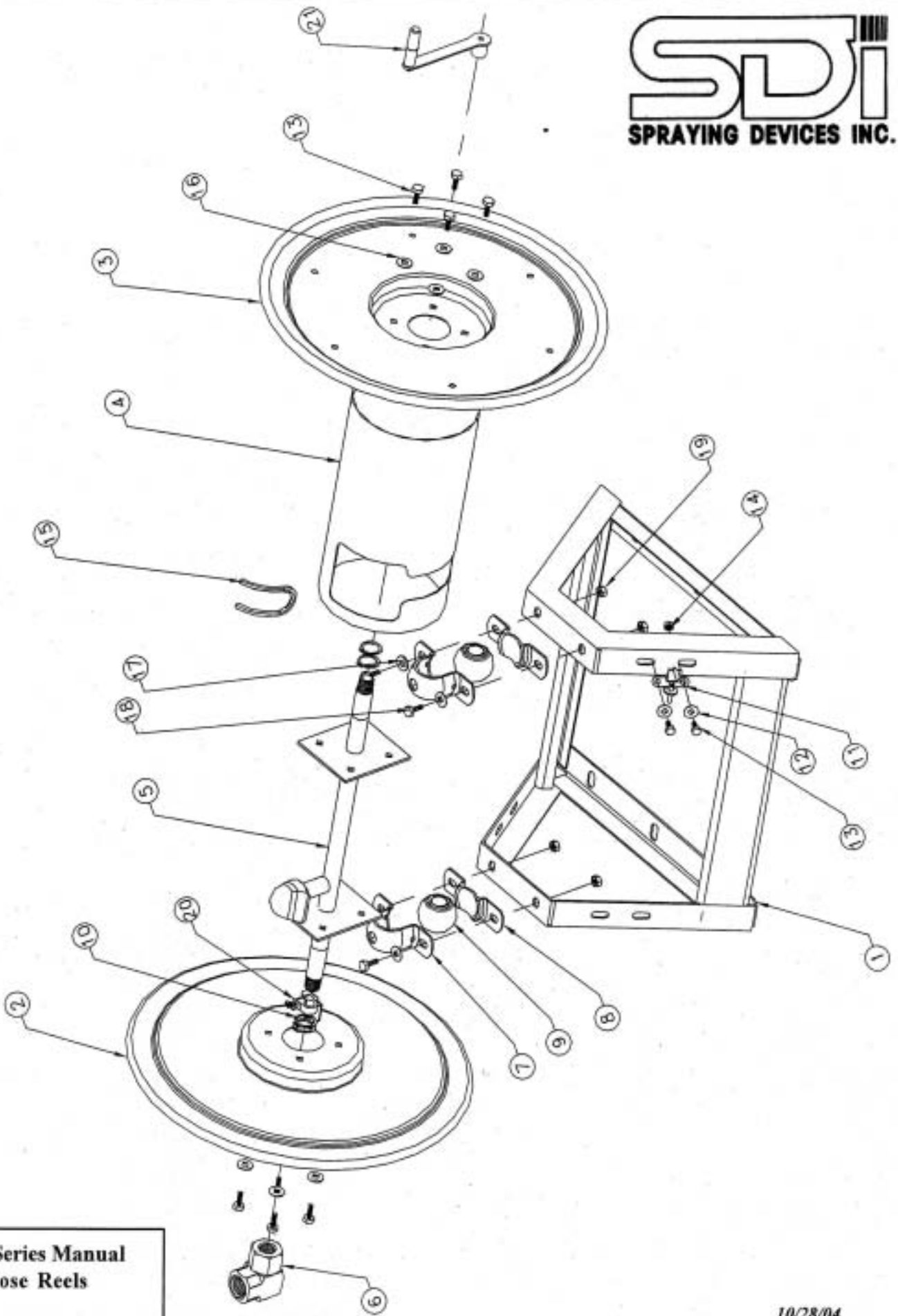
SDI Walking Boom
Model WB10/3/10



304/0206j

Walking Boom Assembly WB10/3/10

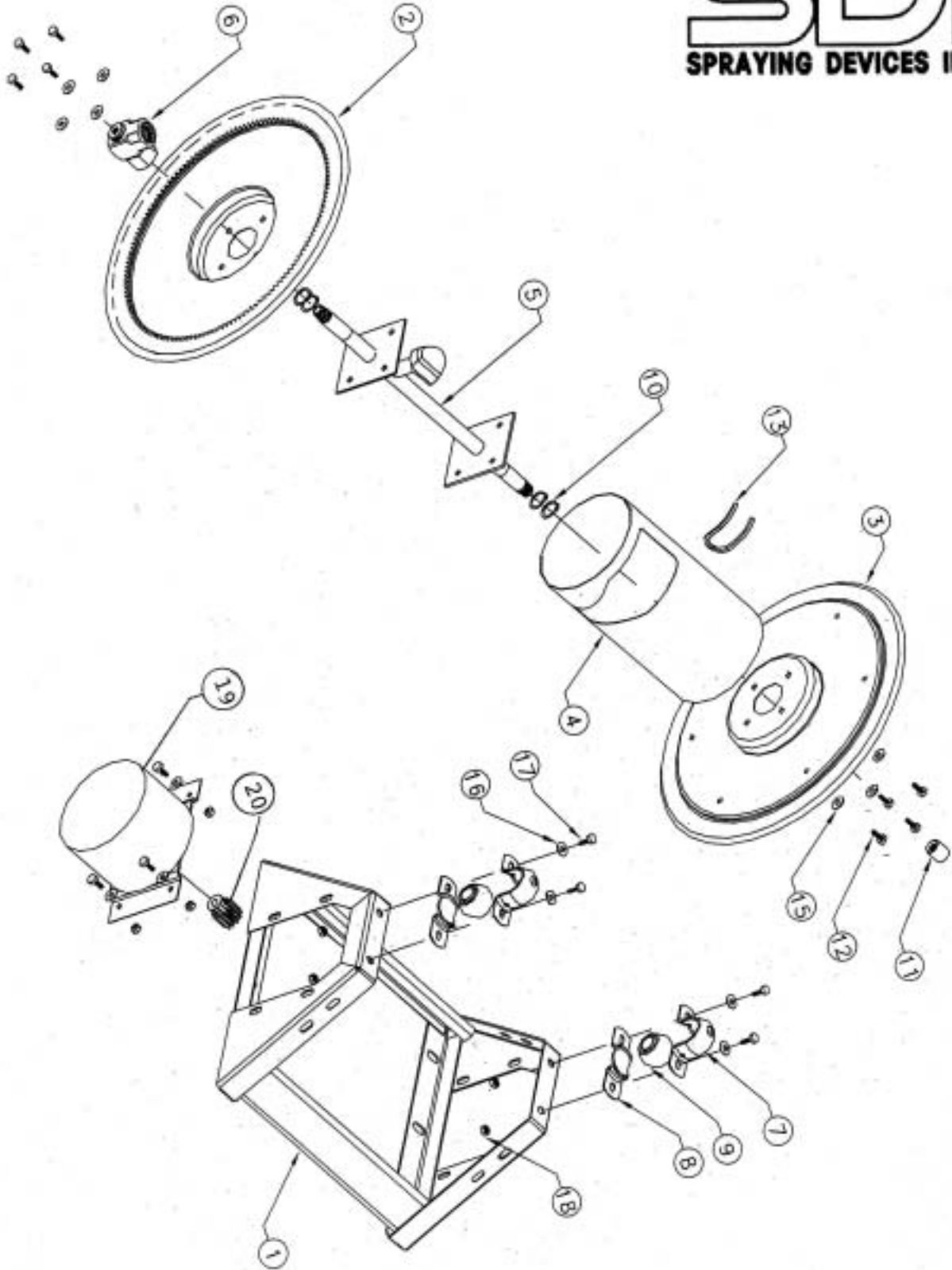
Item Number	Part Number	Description	QTY
	WB10/3/10	Walking Spray Boom	
1	64-043	Trigger Gun	1
2	51-401B	Close Nipple 1/2", Brass	1
3	27-100	Pressure Gauge 0-100 PSI	1
4	50-460B	Bushing 1/2 x 1/4", Brass	1
5	11-071	Tee Bracket	1
6	50-440B	Cross 1/2", Brass	2
7	50-410B	Street Elbow 1/2", Brass	1
8	60-223	Ball Valve 1/2"	3
9	55-095	Adapter 1/2 MPT x 3/4" HB, Brass	3
10	24-110	Hose Clamp #10	6
11	21-930	Hose 3/4" ID, 200 PSI, Per Foot	Specify
12	80-029	5-Spoke Wheel 12-1/2 x 1/2" Bore	3
13	11-072	Tubing Frame	2
14	64-280	Split Eyelet	4
15	41-514	Lock Nut 1/2"	1
16	42-104	Flatwasher 1/2"	1
17	52-588	End Cap	2
18	34-119	Hex Bolt 1/2 x 5"	1
19	11-069	Frame	1
20	69-910	Steel Sash Chain, Per Foot	Specify
21	69-238	S-Hook	2
22	52-110	Adapter 1/2 FPT x 3/4" HB	1
23	11-073-1	Mounting Bracket, Tube to Axle	2
24	53-092	Elbow Adapter 1/2 FPT x 3/4" HB	2
25	64-411	Single Nozzle Body	12
26	51-430	Left Boom Tube	1
27	47-104	U-Bolt	2
28	51-431	Center Boom Tube	1
29	52-418	Pipe Saddle	3
30	11-471	Outer Boom Hinge	2
31	51-432	Right Boom Tube	1
32	48-047	Shoulder Bolt 1/2 x 2-1/4"	2
33	42-104	Flatwasher 1/2"	2
34	43-503	Lockwasher 3/8", SST	2
35	41-503	Hex Nut 3/8", SST	2
36	64-416	O-Ring	12
37	64-414	Diaphragm	12
38	64-415	Check Valve	12
39	64-403	Strainer Screen	12
40	64-404	Gasket	12
41	64-523	Tip, XR8003VK	12
42	64-406	Black Cap	12



**1125 Series Manual
Hose Reels**

Manual Hose Reel - 1125 Series

Item Number	Part Number	Description	QTY
1	59-507	Frame, 1125-4-100	1
1	59-508	Frame, 1125-4-200	1
1	59-509	Frame, 1125-4-325	1
2	59-301	Disc SWV Side	1
3	59-300	Disc Crk Side	1
4	59-499	Center Drum, 1125-4-100	1
4	59-500	Center Drum, 1125-4-200	1
4	59-501	Center Drum, 1125-4-325	1
5	59-504	Axle Assembly, 1125-4-100	1
5	59-505	Axle Assembly, 1125-4-200	1
5	59-506	Axle Assembly, 1125-4-325	1
6	59-205	Swivel	1
7	59-228	Pillow Block Mtg, Top	2
8	59-229	Pillow Block Mtg, Bottom	2
9	59-230	Bearing	2
10	59-232	Retaining Ring	4
11	59-512	Lock Pin Assembly	1
12	59-251	Flat Washer 5/16"	2
13	59-236	Bolt 5/16-18 x 3/4" Lg.	10
14	59-237	Locking Nut 5/16"	2
15	59-511	Trim, Per Inch	9.75
16	59-240	Lock Washer 5/16"	8
17	59-241	Flat Washer 3/8"	4
18	59-242	Bolt 3/8-16 x 1" Lg.	4
19	59-243	Locking Nut 3/8"	4
20	59-513	Drag Brake	1
21	59-256	Hand Crank	1

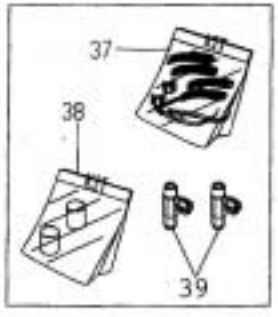
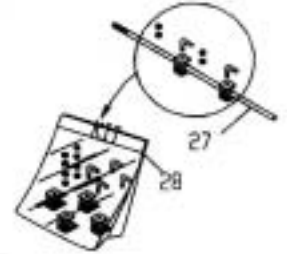
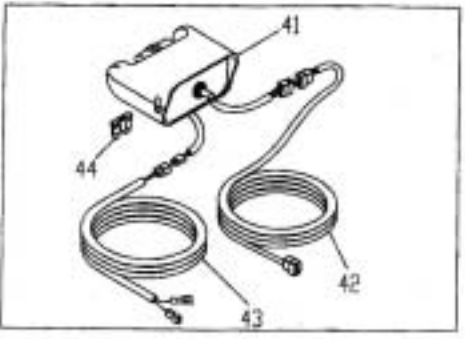
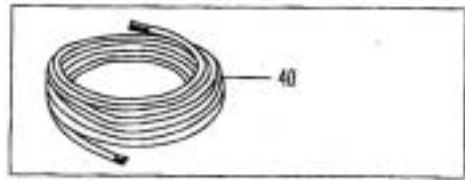
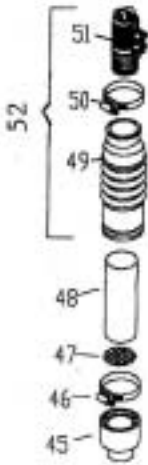
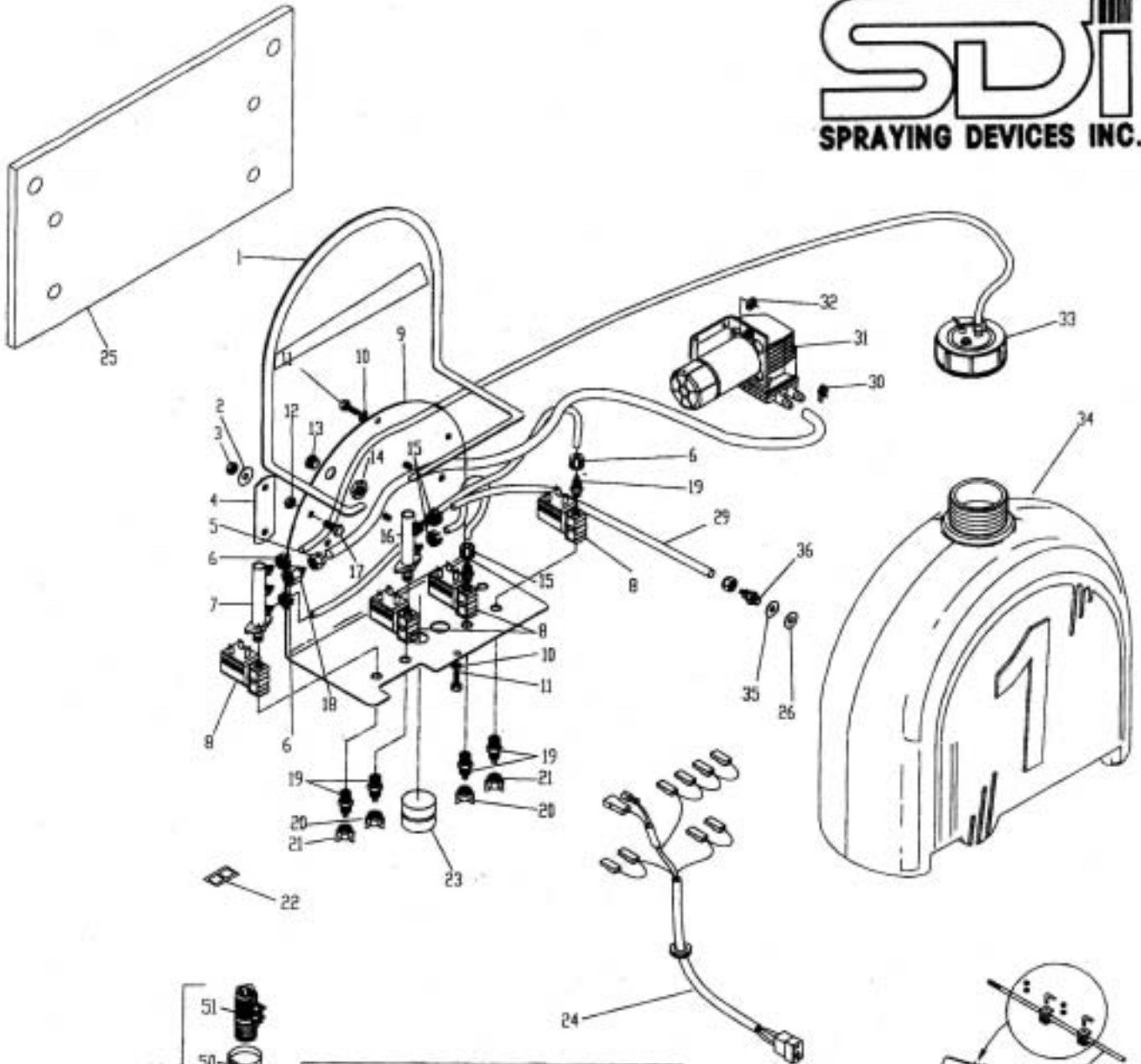


**1125 Series Electric
Hose Reels**

10/28/04

Electric Hose Reel - 1125E Series

Item Number	Part Number	Description	QTY
1	59-520	Frame, 1125-4-100E	1
1	59-521	Frame, 1125-4-200E	1
1	59-523	Frame, 1125-4-325E	1
2	59-302	Disc W/Gear	1
3	59-300	Disc Crk Side	1
4	59-499	Center Drum, 1125-4-100E	1
4	59-500	Center Drum, 1125-4-200E	1
4	59-501	Center Drum, 1125-4-325E	1
5	59-504	Axle Assembly, 1125-4-100E	1
5	59-505	Axle Assembly, 1125-4-200E	1
5	59-506	Axle Assembly, 1125-4-325E	1
6	59-205	Swivel	1
7	59-228	Pillow Block Mtg, Top	2
8	59-229	Pillow Block Mtg, Bottom	2
9	59-230	Bearing	2
10	59-232	Retaining Ring	4
11	59-510	Pipe Cap	1
12	59-236	Bolt 5/16-18 x 3/4" Lg.	8
13	59-511	Trim/Per Inch	9.75
15	59-240	Lock Washer 5/16"	8
16	59-241	Flat Washer 3/8"	4
17	59-242	Bolt 3/8-16 x 1" Lg.	4
18	59-243	Locking Nut 3/8"	4
19	59-247	Motor	1
20	59-305	Pinion	1
21	59-400	Pinion Key/Not Illustrated	1



SDI Foam Marker System

Rev #2/272/1005j

Foam Marker System - After 3/04

Item Number	Part Number	Description	QTY
	81-FM3	Foam Marker	
1	61-600	Rubber Gasket	1
2	61-601	Washer	4
3	61-602	Nut/M6	4
4	61-603	Plate	2
5	61-604	Fly Nut 8 x 6	1
6	61-605	White Tubing Nut	3
7	61-211	4-Way Connector	1
8	61-606	Solenoid	4
9	61-607	Backing Plate	1
10	61-608	Lockwasher	2
11	61-100	Screw M6 x 12	2
12	61-609	Nut	4
13	61-610	Cap	1
14	61-611	Nut for Wire Holder	1
15	61-640	Blue Tubing Nut	3
16	61-214	3-Way Connector	1
17	61-612	Screw	4
18	61-613	Tubing Adapter 1/8 to 1/4"	1
19	61-127	Tubing Connector 1/8" 6 x 4	6
20	61-136	Blue Fly Nut	2
21	61-133	White Fly Nut	2
22	61-616	Decal	2
23	61-193	Sponge Filter	1
24	61-232	Wiring Harness	1
25	11-097-1	Mounting Plate	1
26	61-624	Rubber Washer	1
27	61-190	Support Post	1
28	61-207	Support Post Kit	1
29	61-626	Blue 1/8" Tubing	2
30	61-629	Spring Hose Clamp	1
31	61-630	12 Volt Air Compressor	1
32	61-631	Nylock/M5	2
33	61-632	Tank Cap	1
34	61-633	1 Gallon Tank	1
35	61-625	Washer	1
36	61-130	Tubing Connector 1/8" 6 x 4 Brass	1
37	61-635	Accessory Kit	1
38	61-636	Foam Kit	1
39	61-637	Flow Regulator	2
40	61-250	Air/Liquid Tubing/50' Roll (16 Meters)	1
41	61-260	Switch Box	1
42	61-235	Compressor Cable, 15"	1

Foam Marker System - After 3/04

Item Number	Part Number	Description	QTY
43	61-645	Power Cable	1
44	61-639	Fuse, 5 AMP	1
45	61-226	Adapter/Reducer	2
46	61-148	Hose Clamp 32-50	2
47	61-223	Washer Screen	2
48	61-187	Sponge	2
49	61-199	Drop Tube	2
50	61-145	Hose Clamp 25-40	2
51	61-172	Foam Mixer	2
52	61-253	Foam Nozzle	2